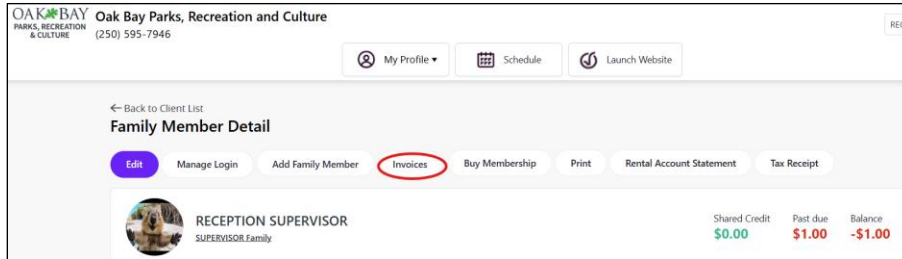
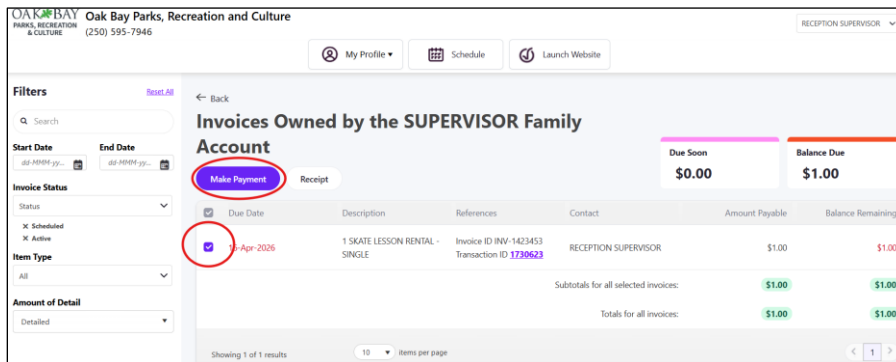


How to Pay an Xplor Invoice (Outstanding Balance) Online

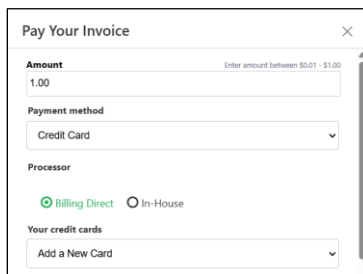
1. Go to oakbayrec.perfectmind.com and log in. If you do not have a login, please contact Reception to create one for you.
2. Click on your name if there are multiple profiles linked to form a Family or Organization account.
3. Select Invoices.



4. Select the invoice you would like to pay and click Make Payment.



5. Select payment method (Add a New Card, use Credit Card on file, or EFT information on file) and click Complete.



6. Print of Email receipt if desired.

