

**Outreach - Contribution - Mobilization**  
**Commitment to Community Voices**  
**Crime Prevention Week - November 1<sup>st</sup> to 7<sup>th</sup>, 2016**  
Crime Prevention is Everyone's Responsibility



# Preventing Financial Abuse of Older Adults

Abuse of older adults is any action by someone in a relationship of trust that results in harm or distress to an older person. Neglect is a lack of action by that person in a relationship of trust with the same result. Commonly recognized types of abuse to older adults include physical, emotional, psychological and financial abuse, along with neglect and self neglect. Often, more than one type of abuse occurs at the same time. Abuse can be a single incident or a repeated pattern of behaviour. Financial abuse is the most commonly reported type of abuse against an older person.

## Financial Abuse - What is it?

Financial abuse occurs when the person in a relationship of trust tries to take or control what belongs to the older adult for their own benefit. This can include money, property, or personal information.

### Examples of Financial Abuse

- A trusted person pressures the older person to give or lend them money, or to give them access to financial information.
- A trusted person uses a Power of Attorney for their own benefit.
- The older person is forced or tricked into signing something, including a contract, Will, letter or guarantee.
- A trusted person takes things or money from the older person without their permission.
- A trusted person misuses the older adult's bank card or credit card, or has the older person take out a loan to help them.
- Joint bank accounts are misused or there is pressure on the older person to change an existing account(s) into a joint account.
- Forging of signatures on cheques, including pension cheques, or legal documents.
- Pressure to sell or transfer property against the wishes or interests of the older person.
- Refusing to return borrowed money or property.
- Exploitation by service providers: Charging too much for a job or asking for extra money for services the older person did not request for or did not need.

*- Financial abuse is a violation of trust. The effects of financial abuse on older adults go beyond the pocketbook and can lead to social isolation, depression, anxiety and other negative health effects -*

## Who are Financial Abusers?

A financial abuser can be any trusted person in the older person's life: a spouse, adult child, grandchild or other family member, caregiver, friend, or neighbour.

### Warning Signs:

- A trusted person takes an undue interest or involvement in an older person's financial matters.
- Bank statements show account withdrawals or transfers not made by the older person.
- The trusted person suggests the older adult's bank statements be sent to them (or the older adult stops receiving bank statements).
- The older adult starts failing to meet financial obligations, when they've never had problems before.
- A trusted person recommends making changes to important contracts - a Will, Power of Attorney, trusts, title to property, deeds or mortgages against the older person's best interest.
- The older person fears or feels pressured by a trusted person.

## What to Do?

If you suspect that you or someone you know is being financially abused:

1. Talk to a trusted person, tell them what's happening. Don't be embarrassed - telling someone is the first step to ending the abuse.
2. Get help - Call the police, a lawyer or a local senior's centre to find out who can help deal with the abuse.
3. Tell the bank if it relates to financial transactions - Let the bank know immediately so they can shut the account.
4. Get some distance - remove the abuser from the home. Change the locks if the abuser has a key.

\*\*Authored by BCCPA with content excerpted from the Canadian Bankers Association



# Outreach - Contribution - Mobilization Commitment to Community Voices

Crime Prevention Week - November 1<sup>st</sup> to 7<sup>th</sup>, 2016

Crime Prevention is Everyone's Responsibility



## Preventing Financial Abuse of Older Adults

### Reasons for Increased Vulnerability

- Lack of confidence in understanding financial matters.
- Limited social support, placing them at risk of being socially, geographically or culturally isolated.
- Unsure of the value of his or her assets particularly as they relate to a residence.
- Being partly or fully dependent on others for assistance with financial or day-to-day matters.
- Experiencing health issues which may bring on stress, exhaustion, or require medication which might impair judgment.

### Tips for Preventing Financial Abuse

- Older adults should conduct their own financial transactions as often as possible. Take advantage of direct deposit, have bills directly debited.
- Plan ahead and make one's wishes known. When managing finances, be careful who is selected as the trusted person(s).
- Powers of Attorney, joint accounts or other arrangements may be useful. It is generally safer to use a Power of Attorney – which allows a trusted person to act and make decisions for the older person and obligates them to act in that person's best interest.
- Individuals have the right to say "no" when someone is being pressured for money or to buy something.
- Ensure every document signed is understood – do not sign blank documents and do not give anyone bank cards or PINs.

### Fraud Prevention Tips

Not sure whether someone is contacting you for legitimate business reasons? Ask yourself these questions:

1. Is someone asking for personal or financial information over the phone, email or via text? Banks never contact clients by phone or email to ask for personal information or details about your bank accounts, passwords or credit cards.
2. Has someone requested a PIN number or password? A bank or service provider will never contact you and ask you for your passwords or hints about your passwords.
3. Do you have cheques or a new credit card that did not arrive in the mailbox? Someone may have taken the mail and may have access to what was inside.
4. Is someone asking for full payment for goods or services up front? Never wire someone money you do not know for a service or item you did not request or have not received yet.
5. Are you being pressured to act? If someone is pressuring you to act right away, it is a sign this might not be legitimate. Take your time and do not send money or provide information until you think through the decision or do more research on what is being offered.

### Resources

If the individual is in imminent danger, contact the Police in their community or 9-1-1.

**Public Guardian and Trustee of BC:** Protects the legal, financial, and in some cases personal and health care interests of British Columbians who lack legal capacity to protect their own interests. 604-660-4444 or [www.trustee.bc.ca](http://www.trustee.bc.ca)

**Seniors Abuse & Information Line (SAIL):** a safe and confidential place for older adults and those who care about them to talk to someone about situations where they feel they are being abused or mistreated, or to receive information about abuse prevention. 604-437-1940 or 1-866-437-1940 (toll free)

**SeniorsBC.ca:** a website to find resources and information for older adults, families and caregivers. [www.SeniorsBC.ca](http://www.SeniorsBC.ca)

**VictimLink BC:** Free and confidential services are available 24 hours a day, 7 days a week in over 110 languages, providing crisis and referral information. 1-800-563-0808 or [www.victimlinkbc.ca](http://www.victimlinkbc.ca)

\*\*Authored by BCCPA with content excerpted from the Canadian Bankers Association



[www.bccpa.org](http://www.bccpa.org)

In Partnership with:



Public Safety  
Canada

Sécurité publique  
Canada



Supported by the  
Province of British Columbia



BANK OF CANADA  
BANQUE DU CANADA



# Outreach - Contribution - Mobilization

## Commitment to Community Voices

### Crime Prevention Week - November 1<sup>st</sup> to 7<sup>th</sup>, 2016

Crime Prevention is Everyone's Responsibility



## Know Your Canadian Bank Notes

ALWAYS LOOK AT TWO OR MORE SECURITY FEATURES WHEN CHECKING BANK NOTES.

### Polymer series (2011–13)



**REMEMBER:**  
All five denominations in the *Polymer series* have the same security features.

- **Feel** the raised ink. **Feel** the smooth, unique texture of the note. It's made from a single piece of polymer.
- **Look** for transparency through the large window and the outline of the frosted maple leaf window.
- **Look** at the details in the metallic portrait and building. **Flip** to see the metallic images on the other side.
- **Look** at the small numbers in the large window that match the note's value. **Look** at the word "Canada" that is transparent and feels slightly raised.

### Canadian Journey series (2004–06)



Hold the note up to the light and **look** through it. The following features are visible from both sides:

- a small, ghost-like image of the portrait appears
- irregular marks form a complete number (like a puzzle)
- dashes (on the back of the note) form a solid line

**Feel** the raised ink.

**Tilt** the note: see numbers and maple leaves in the metallic stripe change colour.

**REMEMBER:** All five denominations in the *Canadian Journey series* have the same security features.

\*\*Authored by Bank of Canada



# Outreach - Contribution - Mobilization Commitment to Community Voices

Crime Prevention Week - November 1<sup>st</sup> to 7<sup>th</sup>, 2016

Crime Prevention is Everyone's Responsibility



## Original Canadian Journey series (2001–02)

The original \$5 and \$10 notes of the *Canadian Journey* series had different security features that did not include a metallic stripe, ghost image, dashes, or a puzzle number.



**Feel** the raised ink.

**Tilt** the note: three maple leaves shift from pale to shiny gold.

Slightly **tilt** the note at eye level. The hidden number 5 or 10 appears.

**Look** at the note under ultraviolet (UV) light. The coat of arms, the words FIVE • CINQ (or DIX • TEN) and BANK OF CANADA – BANQUE DU CANADA glow in blue over the portrait. Tip: Don't rely solely on the UV feature.

## Birds of Canada series (1986)



**Feel** the raised ink.

**Tilt** the note. The metallic patch changes from gold to green. **Feel** the patch. There are no detectable raised edges and it cannot be peeled off. Note: the \$2, \$5 and \$10 notes of this series do not have a metallic patch.

**Look** at the small green dots that appear at random on both sides of the note.

Learn more: [www.bankofcanada.ca/banknotes](http://www.bankofcanada.ca/banknotes) • 1 800 303-1282 • [info@bankofcanada.ca](mailto:info@bankofcanada.ca)

\*\*Authored by Bank of Canada



[www.bccpa.org](http://www.bccpa.org)

In Partnership with:



Public Safety  
Canada

Sécurité publique  
Canada



Supported by the  
Province of British Columbia



BANK OF CANADA  
BANQUE DU CANADA



# Outreach - Contribution - Mobilization Commitment to Community Voices

Crime Prevention Week - November 1<sup>st</sup> to 7<sup>th</sup>, 2016

Crime Prevention is Everyone's Responsibility



# Crime Prevention through Environmental Design

Crime is a social problem in our society that affects thousands of people's lives each year. The resulting fear of crime threatens a community's sense of safety. Citizens feel their freedom of movement is restricted, preventing them from fully participating in their community. The basic elements of a crime are often summarized by a set of three characteristics: an offender, a potential victim/target, and a location.

Crime Prevention through Environmental Design (CPTED) is a strategy based on the premise that the design and use of the built environment can deter crime and lead to a reduction in fear, versus the traditional crime prevention techniques based on target hardening alone.

CPTED focuses on the physical environment to create natural forms of surveillance, access control and territorial reinforcement in a deliberate attempt to present a psychological deterrent for the purpose of positively influencing and changing human behaviour as people interact with the environment.

## CPTED can reduce crime and fear through:

- Territoriality - fostering residents' interaction, vigilance, and control over their neighbourhood
- Surveillance - maximizing the ability to spot suspicious people and activities
- Activity support - encouraging the intended use of public space by residents
- Hierarchy of space - identifying ownership by delineating private space from public space through real or symbolic boundaries
- Access control/target hardening - using physical barriers, security devices and tamper-resistant materials to restrict entrance
- Environment - a design or location decision that takes into account the surrounding environment and minimizes conflict in the use of space.
- Image/Maintenance - ensuring that a building or area is clean, well-maintained, and graffiti-free.

## CPTED Design Strategies

1. Provide clear border definition of controlled space.
2. Provide clearly marked transitional zones which indicate movement from semi-public to private space
3. Relocate gathering areas to locations with natural surveillance and access control or to locations away from the view of would be offenders.
4. Place safe activities in unsafe locations to increase the use and natural surveillance of these locations. This will increase the perception of safety within these areas while increasing the perception of risk in offenders.
5. Place unsafe activities in safe spots to overcome the vulnerability of these activities with the natural surveillance and access control of the safe area.
6. Re-designate the use of space to provide natural barriers to conflicting activities.
7. Improve the scheduling of activities which take place in the area to minimize conflicts in how the space is used.
8. Overcome distance and isolation through improved communications and design efficiencies.

## Benefits of CPTED

- It considers a broad array of problems, not just crime.
- It requires a systematic analysis of crime events and the conditions and factors that contribute to opportunities for crime.
- It results in a set of programs or strategies that are proactive and tailored to the problem and the location.
- It engages an array of citizens, government agencies, and local institutions, each of which has a role to play in defining the problem and deciding upon an appropriate solution, as well as some accountability for long-term improvements.

*\*\*Authored by BCCPA with content excerpted from Crime Prevention Through Environmental Design Guidebook, National Crime Prevention Council*



# Outreach - Contribution - Mobilization Commitment to Community Voices

Crime Prevention Week - November 1<sup>st</sup> to 7<sup>th</sup>, 2016

Crime Prevention is Everyone's Responsibility



## Four Principles of CPTED

### Natural Surveillance

Criminals do not want to be seen. Natural surveillance creates increased opportunities for members of the community as they go about their everyday activities and act as legitimate 'eyes on the street.' Successful natural surveillance applications include:

- Orienting driveways and paths towards natural forms of surveillance such as building entrances and windows
- Increasing the visibility of vulnerable areas such as building entrances, stairwells, playgrounds, through the strategic use of lighting, windows, fencing material, and landscaping.
- Trimming back overgrown landscaping will allow for sufficient sightlines; moving public garbage cans to visible and open locations will reduce loitering.
- Strategically lighting pathways and other potentially problematic areas.
- Creating opportunities for use of problematic areas for generating legitimate activity. This can include the establishment of sidewalk patios, seating areas and other amenities.

### Territorial Reinforcement

People naturally protect spaces that they feel is their own, and have a certain respect for the space of others. Territorial reinforcement discourages potential unwanted users by clearly defining legitimate users of a location. Successful territorial reinforcement applications include:

- Creating clearly marked transitional zones as users move from public to semi-public and private space. This can be achieved through using different paving patterns, different interior design features, architectural barriers or markers, signs and other visual cues.
- Locate amenities in communal area to encourage activity and use.
- Avoiding the appearance of ambiguity by ensuring that all space is designated with a clear, and active purpose.
- Establish a mechanism to control visitors and other users to buildings or areas that regularly are used by multiple user groups.

### Natural Access Control

Natural access control focuses on encouraging the movement of people. Natural access control incorporates design elements to keep unauthorised persons out of a particular place if they do not have a legitimate reason for being there. Successful natural access control applications include:

- Providing clear identification of public versus private spaces, along with easily identifiable features to move users towards desirable routes of travel through and around public and private spaces.
- Strategically placing building directories, way signs or location maps at main public access points; clearly identifying entrances and exits.
- Limiting uncontrolled and/or unobserved public access onto a property, building or private space,
- Using landscape features such as thorny low lying shrubs, gates, or fences to prevent public access to spaces not meant for public use.

### Maintenance - Management

Citizens' sense of pride for their neighbourhood contributes to the reduction of criminal activity. The more dilapidated an area, the risk increases for unwanted activities. The maintenance and the 'image' of an area can have a major impact on whether it will become targeted. The identity and image of a neighbourhood strengthens social cohesion and creates a general sense of security. Successful maintenance and management applications include:

- Conducting timely maintenances; prompt removal of graffiti; picking up trash and debris. Engaging in neighbourhood beautification initiatives.
- Locating lighting in such a way that bulbs can be easily replaced and shrubs and vegetation do not obstruct light from intended target areas.
- Using finishes or materials for structures that are resistant to vandalism, damage or graffiti, and are easy to clean, repair or replace.
- Provide opportunities for community members to participate in decisions impacting their neighbourhood. Citizens can bring specific knowledge of problematic issues along with community based ideas to address issues that impact their neighbourhoods.

\*\*Authored by BCCPA with content excerpted from *Crime Prevention Through Environmental Design Guidebook*, National Crime Prevention Council



[www.bccpa.org](http://www.bccpa.org)

In Partnership with:



Public Safety  
Canada

Sécurité publique  
Canada



Supported by the  
Province of British Columbia



BANK OF CANADA  
BANQUE DU CANADA



**Outreach - Contribution - Mobilization**  
**Commitment to Community Voices**  
**Crime Prevention Week - November 1<sup>st</sup> to 7<sup>th</sup>, 2016**  
Crime Prevention is Everyone's Responsibility



# Responding to Violence Against Women

Violence against women is not a private issue. It is a community issue affecting the health and well-being of not only the victim and her abuser, but also everyone around them. Violence against women happens in all ethnic, religious and racial communities, at every income group, at every age, and to women across all education levels. Violence can include physical abuse, sexual abuse, emotional or verbal abuse, financial abuse, spiritual abuse or criminal harassment/stalking. Statistics on the prevalence of violence vary, but the consequences for individuals, families, and communities are devastating.

## Impacts of Abuse on Children & Youth

Although, women in abusive relationships work hard to shield their children from the abuse and to keep them safe, children are not passive witnesses to the noise, tension and violence in the home.

- In Canada, it is estimated that each year 800,000 children are exposed to a woman being abused. Abuse can be in the form of seeing a woman being assaulted or demeaned; hearing loud conflict and violence; seeing the aftermath, injuries or damage to property; or being blamed for the abuse. When children witness abuse they receive the message that violence is an acceptable way to resolve conflict and therefore a normal part of a relationship.
- Children often become victims of physical violence as well. Children are harmed in 10 percent of spousal assaults against women and 4 percent of spousal assaults against men.
- The impact of witnessing abuse depends on the age and developmental stage of the child, the frequency and severity of the abuse along with the support systems in place for the child. Many children experience symptoms of post-traumatic stress disorder (PTSD), including fear, anxiety, irritability, difficulty concentrating, and intrusive memories of the abuse, anger outbursts and hyper-arousal.
- Witnessing abuse can often result in children and youth displaying inappropriate attitudes about the use of violence in resolving conflicts, along with inappropriate attitudes about violence against women or condoning violence in intimate and dating relationships.

*~ A child who lives with violence is forever changed, but not forever "damaged." There is a lot we can do to make tomorrow better. ~*

## Safety Planning for Children

Providing children with a safety plan ahead of time can help them if a parent experiencing abuse is in danger.

1. If the child is in danger, they may not be able to remember the safety plan. Teach the child how to call 9-1-1 for help and to request for the police. Teach your child their home address, or ways to identify where they are located to assist help in getting to them.
2. Help the child identify phone numbers of those they can call if they are not feeling safe. These can include a relative, a friend or a friend's parent, or a neighbour.
3. Teach the child a code word that signals help is needed, along with whom the child should call or what to do.
4. Help the child identify places they can go to if they do not feel safe. i.e. a room in the house, a friend's/neighbour's house. Teach the child how to get to the safe place.
5. If you are a parent experiencing abuse and do not feel safe at home, help your child identify people he/she can trust to tell them what is going on. This may include a friend's parent, a teacher or principal, or another adult in the community who your child has contact.

## Computer and Social Media Safety

An individual's computer can contain critical information that can put them in danger. An abuser can monitor online activity. Anything written can create a lasting record on the computer.

- When researching safety plan options, use a computer at work, a friend's house or the library.
- Always log out of any profiles before leaving the computer. Never share any passwords. Learn how to clear your browsing history.
- If you have left the abusive relationship, abstain from using any form of social media (Facebook, Twitter, etc). Close social media accounts.

\*\*Authored by RCMP "E" Division and BCCPA with content excerpted from *little eyes, little ears; how violence against a mother shapes children as they grow* – Centre for Children & Families in the Justice System



# Outreach - Contribution - Mobilization Commitment to Community Voices

Crime Prevention Week - November 1<sup>st</sup> to 7<sup>th</sup>, 2016

Crime Prevention is Everyone's Responsibility



## Responding to Violence Against Women

Getting support is the key to addressing violence in intimate relationships. Often, waiting for the problem to lead to contact with police is not a solution. Women experience violence in their relationships; family members, friends or neighbours who believe they know someone is experiencing violence, need to know there are resources available. Many organizations provide women the support they need to help prevent violence, escape from violent situations and recover if they become victims of violence.

If you or someone you know is in immediate danger, call 9-1-1, or your local police emergency number.

### Resources for Children and Youth

#### Kids Help Phone

Free, confidential and anonymous counsellor service, available 24 hours a day 7 days a week for children ages 20 and under.

1-800-668-6868 / [www.kidshelpphone.ca](http://www.kidshelpphone.ca)

#### Children who Witness Abuse Programs

Aimed at helping youth and children between 3 and 18 years of age to understand and cope with violence against their mother and the effects of this violence on themselves.

Contact *VictimLink BC* for information on a local program.  
1-800-563-0808

#### Legal Duty to Report

If you think a child or youth under the age of 19 is being abused or neglected, you have a legal duty to report your concerns to a child welfare worker.

1 800 663-9122 any time of the day or night.

### Victim Services

#### VictimLink BC

1-800-563-0808 or [www.victimlinkbc.ca](http://www.victimlinkbc.ca)

Free and confidential services are available 24 hours a day, 7 days a week in over 110 languages, providing crisis and referral information to victims of crime.

#### Ministry of Public Safety & Solicitor General – Victims and Witnesses of Crime and Violence

[www2.gov.bc.ca/gov/content/justice/criminal-justice/victims-of-crime](http://www2.gov.bc.ca/gov/content/justice/criminal-justice/victims-of-crime)

A website that provides information to victims and witnesses of crime, violence, or abuse.

#### SherterSafe

[www.sheltersafe.ca](http://www.sheltersafe.ca)

An online resource to assist women and their children connect to the nearest shelter or transition house that can offer safety, hope and support.

#### Victim Services Directory

[www.justice.gc.ca/eng/cj-jp/victims-victimes/vsd-rsv/index.html](http://www.justice.gc.ca/eng/cj-jp/victims-victimes/vsd-rsv/index.html)

Created by the Policy Centre for Victim Issues of the Department of Justice Canada to help victims and individuals locate services for victims of crime across Canada.

### Prevention Initiatives

#### BC Association of Aboriginal Friendship Centres

Provides information on programs available to Aboriginal individuals on and off reserve; visit [www.bcaafc.com](http://www.bcaafc.com)

#### Domestic Violence - It's Never OK

A website providing information and resources for those experiencing or wanting to assist a loved one who is experiencing relationship violence; visit [www.domesticviolencebc.ca](http://www.domesticviolencebc.ca)

#### Moose Hide Campaign

A resource for Aboriginal and non-Aboriginal men. There is information on counselling and support services in communities across BC to support the goal of ending violence against women; visit [www.moosehidecampaign.ca](http://www.moosehidecampaign.ca)

#### Public Health Agency of Canada - Stop Family Violence

Provides a one-stop source of information on family violence, including a listing of abusive men's treatment programs; visit [www.phac-aspc.gc.ca/sfv-avf](http://www.phac-aspc.gc.ca/sfv-avf)

#### West Coast Men's Support Society

Provides information on resources available to men throughout BC; visit [www.westcoastmen.org](http://www.westcoastmen.org)

\*\*Authored by RCMP "E" Division and BCCPA with content excerpted from *little eyes, little ears; how violence against a mother shapes children as they grow* – Centre for Children & Families in the Justice System



[www.bccpa.org](http://www.bccpa.org)

In Partnership with:



Public Safety  
Canada

Sécurité publique  
Canada



Supported by the  
Province of British Columbia



BANK OF CANADA  
BANQUE DU CANADA



# Outreach - Contribution - Mobilization Commitment to Community Voices

## Crime Prevention Week - November 1<sup>st</sup> to 7<sup>th</sup>, 2016

Crime Prevention is Everyone's Responsibility



# Keeping Children & Youth Safe

Knowledge is the key to keeping children safe. Teaching children critical safety basics should not be an activity that strikes fear into their minds, but rather a process of teaching them skills that can keep them safe from harm. Consider the child's age, developmental level and the safety skills they need at that point in their life.


## Safety Tips for Children

- Teach children their full name, age, telephone number and address. For younger children, use nearby landmarks that can assist them in locating where home is. Help children memorize contact information for parents, or another close relative or friend for emergency situations. Teach children to recognize when and how to call for police, fire or ambulance services.
- Get to know parents of other children in the neighbourhood. Teach children to ask for permission before they go outside to play or visit. Teach children that a stranger is anyone they do not know and that even someone who is friendly is a stranger. Teach children that adults should not approach children for help or directions and to never accept anything from strangers. Do not write a child's name on the outside of clothing or bags as this allows a stranger to know the child's name.
- Provide the school or daycare centre with the names of persons to whom a child may be released to. Inform the school or daycare centre of whom to notify if a child does not arrive at school, including an alternate emergency number if parents cannot be reached. Teach children to always ask permission of a parent, guardian or teacher before accepting rides with other adults – use a pre-selected code word with the child and those who may be asked to give the child a ride.
- Statistics show that most of the people who harm children are known to the child and not strangers. Teach children about boundaries and personal space. Children have the right to be treated with respect even by adults. Empower children and youth to say 'no' – let them know it is okay to stand up to anyone who makes them feel uncomfortable. If a child or youth indicates someone has hurt or harmed them: remain calm; do not make promises that cannot be kept; listen, do not discuss details of the incident; assure the child/youth their story is believed and it was not their fault; report the incident.

## Home Alone

- Never leave young children home alone. Whether a child is capable of being home alone depends on a number of factors including: maturity level, responsibility towards homework or following directions, comfort and confidence level of both child and parent, length of time child will be alone; whether there is responsible adult assistance nearby.
- Post an emergency phone list where the child can see it. Include 9-1-1, work and cell numbers, numbers for neighbors, and the numbers for anyone else who is close and trusted. Develop and practice an emergency plan with the child so they know what to do in case of fire, injury, or other emergencies. Ensure the child knows where emergency supplies are located.
- If a child is going to be home alone after school, establish a routine. Take the same route home from school everyday. Establish a check-in system where they call a designated parent when they arrive at home. Establish rules about whether other kids can come over, whether cooking is an option, amount of time they can spend in front of the television or computer, whether they can leave the home.
- Ensure the child is aware of the following: to have doors locked when home alone and not to open the door for strangers, always look before opening the door; never open the door to delivery people or service representatives, such appointments should be made when an adult is at home; not to go outside to check out an unusual noise, if the noise worries the child, they should call a parent, adult or the police. It may be helpful to create a list of things for the child to do upon arriving home, including chores and acceptable activities, along with rules to follow when home alone – post the list in a spot where the child can see it. Ensure the child does not advertise they are home alone.
- Before older children are left alone to care for younger children enroll them in a babysitter's course to learn first aid skills and how to care for younger children.

\*\*Authored by BCCPA



# Outreach - Contribution - Mobilization Commitment to Community Voices

Crime Prevention Week - November 1<sup>st</sup> to 7<sup>th</sup>, 2016

Crime Prevention is Everyone's Responsibility



## Keeping Children & Youth Safe

### Teachable Moments

Use milestones in children's lives as opportunities to engage in conversations about safety and responsibilities that come with that milestone. Teachable moments include: first day of school, getting their first phone; turning 13, getting their drivers license.

### Safe Online Habits

- Be a mentor. Young children need adults to assist them in finding appropriate online material and should not be using Internet connected devices unsupervised. Review all aspects of new sites or apps to ensure all content is appropriate for the child. Use kid-friendly search engines (i.e. [www.factmonster.com](http://www.factmonster.com) or [www.kidsclick.org](http://www.kidsclick.org)), Use bookmarks for sites appropriate for your child to allow younger children the ability to access sites with a single click and not accidentally search inappropriate sites. As children gain independence and begin to explore the internet on their own, set the content filters on the search engine to block inappropriate content – some popular websites have safety settings to block inappropriate content.
- It is important to teach children that they may come across inappropriate or upsetting content while online and it is OK to come to you or a trusted adult should this happen. Do not blame or become upset at the child, but keep the conversation non-judgemental.
- Establish rules for appropriate online behaviour. Have open conversations about issues or situations children may be exposed to online; be open about monitoring online activity. Teach children about: the consequences of comments or photos/videos they are posting or sharing; to be respectful of others feelings and property online.

### Healthy Relationships

- Make time to connect positively with children at every opportunity. Create a safe environment for children to share. Children often need help to talk about important things in their lives such as school, friends or peer pressure. Relate to children in an age appropriate way, be supportive and empathetic. Accept mistakes as learning opportunities. Include children in family responsibilities.
- Be a role model for respect and inclusion to help children understand the diverse cultures, orientations and abilities within our communities. Provide opportunities for children and youth to be leaders and agents of change through community groups, school clubs or community activities.
- Promote positive mental health and well-being. Mental well-being is closely related to physical health. Encourage participation in regular physical activity and healthy eating. Include children and youth in opportunities to develop problem solving, decision making and goal setting skills. Help children identify their emotions and ways to manage them. Recognize there is help available in the community if you need additional support.
- Model positive conflict resolution skills. Understand what the conflict is about and allow opportunity to listen to what others have to say and try to put yourself in the other person's shoes. Help children identify feelings associated to the conflict they may be experiencing. Avoid making the conflict worse by using put-downs, negative comments or aggressive behaviours and attitudes. Work together to discover ways to resolve the conflict.

## Resources

**Canadian Centre for Child Protection** - [www.protectchildren.ca](http://www.protectchildren.ca): A resource centre for parents, teachers and children and youth dedicated to the personal safety of all children. Operates [cybertip.ca](http://cybertip.ca) / [missingkids.ca](http://missingkids.ca) / [kindsintheknow.ca](http://kindsintheknow.ca) / [commit2kids.ca](http://commit2kids.ca)

**Media Smarts** - [www.mediasmarts.ca](http://www.mediasmarts.ca): Canada's Centre for Digital and Media Literacy – provides resources for parents and teachers to engage youth with media as active and informed digital citizens.

**Parachute Canada** - [www.parachutecanada.org](http://www.parachutecanada.org): A national organization dedicated to raising awareness of preventable injuries and death in children and youth.

**PREVNet** - [www.prevnet.ca](http://www.prevnet.ca): Canada's authority on bullying. PREVNet is a national network of leading researchers and organizations, working together to stop bullying in Canada.

\*\*Authored by BCCPA

## In Partnership with:



[www.bccpa.org](http://www.bccpa.org)



Public Safety  
Canada

Sécurité publique  
Canada



Supported by the  
Province of British Columbia



BANK OF CANADA  
BANQUE DU CANADA





# Crime Prevention in Canada: Implementation Challenges and Strategies to Overcome Them

Public Safety Canada's National Crime Prevention Strategy provides national leadership on effective and cost-efficient ways to prevent and reduce crime by addressing known risk factors in high risk populations and places. It does this through two key activities: supporting targeted interventions and building and sharing practical knowledge with policy makers and practitioners.

Crime prevention practitioners increasingly face a common challenge: the successful, effective implementation of evidence-based crime prevention practices. An effective program, combined with a high-quality implementation, increases the likelihood of achieving positive results among the clients served.

The *Crime Prevention in Canada: Implementation Challenges and Strategies to Overcome Them* study reviewed, documented and compared common implementation challenges and strategies used to address them from seventy-one crime prevention projects funded by Public Safety Canada's National Crime Prevention Strategy. The result is some concrete and practical knowledge that can be used by anyone providing prevention services and interventions.

Challenges	Strategies
Data management	<ul style="list-style-type: none"> <li>• Simplification / reduction of forms;</li> <li>• Assistance from staff from sponsoring organization or from the evaluator</li> </ul>
Recruitment and referral of participants	<ul style="list-style-type: none"> <li>• More promotion / outreach;</li> <li>• Opened up criteria;</li> <li>• Built in cultural activities; opened up eligibility</li> </ul>
Partnership building and maintenance	<ul style="list-style-type: none"> <li>• Improved, regular communication and networking with partners</li> </ul>

*\*\*Authored by Public Safety Canada Staff*



# Outreach - Contribution - Mobilization Commitment to Community Voices

Crime Prevention Week - November 1<sup>st</sup> to 7<sup>th</sup>, 2016

Crime Prevention is Everyone's Responsibility



Challenges	Strategies
Management and admin staffing	<ul style="list-style-type: none"> <li>Hired staff to fill gaps, realigned responsibilities of existing staff</li> </ul>
Program content	<ul style="list-style-type: none"> <li>Added elements to program to meet specific needs - i.e.: employment preparation course for youth;</li> <li>Made cultural program adaptations</li> </ul>
Staff turnover	<ul style="list-style-type: none"> <li>Replaced staff, changed roles in organization</li> </ul>
Participant engagement	<ul style="list-style-type: none"> <li>Made programs more flexible, focused on interests, identified participants early so they were not put in to another type of program and could be engaged quickly and appropriately</li> </ul>
Planning	<ul style="list-style-type: none"> <li>Slowed pace of admissions to create more planning time, changed length of sessions at schools, regular staff meetings</li> </ul>
Complex lives of participants	<ul style="list-style-type: none"> <li>Very focused interventions, more one to one counseling, referrals to intensive services, lower ratio of staff to client</li> </ul>
Parent engagement	<ul style="list-style-type: none"> <li>Outreach in homes, allowed parents to attend activities with children, build empathy and trust relationships with staff, add new activities that interest parents</li> </ul>

Building on this information will assist crime prevention practitioners in their understanding of common challenges associated with implementing crime prevention programs. The *Guide on the Implementation of Evidence-Based Programs: What Do We Know So Far?* on Public Safety Canada's web site provides further information, checklists and other practical advice on best practices for implementing successful crime prevention programs.

To read the full report *Crime Prevention in Canada: Implementation Challenges and Strategies to Overcome Them*, please visit <https://www.publicsafety.gc.ca/cnt/rsrsc/pblctns/2015-r005/index-en.aspx>

\*\*Authored by Public Safety Canada Staff



[www.bccpa.org](http://www.bccpa.org)

In Partnership with:



Public Safety Canada  
Sécurité publique Canada



Supported by the  
Province of British Columbia



BANK OF CANADA  
BANQUE DU CANADA



# Outreach - Contribution - Mobilization Commitment to Community Voices

## Crime Prevention Week - November 1<sup>st</sup> to 7<sup>th</sup>, 2016

Crime Prevention is Everyone's Responsibility



# Creating Safer Neighbourhoods

Crime prevention is about reducing the opportunities for you, your family, neighbours and community from becoming victims of crime and violence. Crime prevention is about protecting property and teaching community members to be alert and aware. Crime prevention is about individuals working together to take on initiatives that help strengthen communities, and stopping activities that violate everyone's sense of safety and breaks communities down.

## Building Community

- Get to know your neighbours. Become familiar with the neighbourhood routine. Be aware of strangers and look out for each other.
- Encourage outdoor activities; organize a neighbourhood event to create a sense of engagement and get to know your neighbours.
- Keep up to date on crime trends in larger community. Work together with your neighbors. Watch for suspicious and unusual behaviour in your neighbourhood.
- Get involved in a crime prevention initiative such as Block Watch, a program that brings concerned citizens and police together to create safer neighbourhoods.

## Keeping Up Appearances

Well maintained yards create an appearance home owners care about their property and expect others to respect it too. Physical conditions like abandoned cars or overgrown vacant lots may contribute to crime.

- Ensure your fence and gate are in good repair. Keep your gate locked at all times. Install privacy slats in chain link fences.
- Maximize the ability to see and be seen. Do not let shrubs and trees become overgrown creating hiding spots. Avoid planting shrubs or trees that will interfere with visibility near windows and doors. Trim shrubs to well below window lines and trees up to 7 feet. Install exterior light fixtures with motion detectors or controlled by timers to turn on at night and off in the morning.
- Organize a community clean-up or beautification project. Assist seniors in your neighbourhood who may have difficulty maintaining their yards.
- When away for extended lengths of time, maintain an appearance of being at home. Install timers for lighting and radios. Make arrangements to have someone check-in on the house, maintain the yard, collect mail, newspapers and flyers.

## Protecting your Home

- Doors: Outside doors and frames should be made of solid wood or steel. Install security rated locks and deadbolts on exterior doors – a good quality deadbolt lock should have a 1-inch throw and the strike plate should be installed with two 3 -4 inch screws. Lucite (high impact acrylic sheeting) can be used to cover glass areas, preventing glass from shattering if struck at. Install a wide angle viewer to see who is at the door before you open it. Keep doors locked at all times. Never hide spare keys outside the house.
- Windows: Close and lock all windows when you are not at home. Do not leave ladders, tools or objects that can be used to break windows or doors in the yard.
- Cover garage windows so people cannot look inside. If garage is attached to the home, keep interior garage door locked at all times. Never leave automatic garage door openers in a vehicle that is parked outside the home.
- Alarm systems may assist in deterring break and enters, but will not prevent one. Any alarm system should be installed along with good physical security reinforcements.

*\*\*Authored by BCCPA*



# Outreach - Contribution - Mobilization Commitment to Community Voices

Crime Prevention Week - November 1<sup>st</sup> to 7<sup>th</sup>, 2016

Crime Prevention is Everyone's Responsibility



## Creating Safer Neighbourhoods

### Preventing Auto Crime

- Never leave your keys unguarded, such as at the gym or at the office. Treat your keys like cash and keep it secure.
- Park in secure, well-lit areas near pedestrian traffic. Always lock doors and close windows, even if you're away from your vehicle for just a few minutes.
- Never leave your vehicle unattended with the engine running - even for a few seconds.
- Remove possessions from your vehicle — shopping bags, tools, spare change, electronics, brief cases, etc. Put anything that could tempt a thief in the trunk.
- Wait for garage door gates to close behind you so thieves don't have a chance to get in the parkade.
- Keep your garage door opener with you and not left behind in your vehicle.
- Own an older vehicle? Consider using an anti-theft device, such as an electronic engine immobilizer or steering wheel lock.
- Do not store a spare or valet key in/under your vehicle.

### Keeping Street Sense in Mind

- Stay alert and aware of into your surroundings wherever you are—at school or the mall, on the street, waiting for public transportation or driving.
- Send the message that you are calm, confident, and know where you are going.
- Do not accept rides or gifts from someone you do not know well or trust.
- Trust your instincts. If something or someone makes you uneasy, avoid the person or situation and leave as soon as possible.
- Be alert in the neighborhood. Call police about anything you see that seems suspicious.

### Additional Resources

**Block Watch Society of BC** - [www.blockwatch.com](http://www.blockwatch.com)

**BC Crime Prevention Association** - [www.BCCPA.org](http://www.BCCPA.org)

**Local Community Policing / Crime Prevention Sections** - RCMP: [www.rcmp-grc.gc.ca](http://www.rcmp-grc.gc.ca)

or Municipal Police: [www2.gov.bc.ca/gov/content/justice/criminal-justice/policing-in-bc/bc-police-forces](http://www2.gov.bc.ca/gov/content/justice/criminal-justice/policing-in-bc/bc-police-forces)



**BLOCK WATCH**

### Neighbourhood Safety Tips for Parents

- Know where your children are. Have your children tell you or ask permission before leaving the house and give them a time to check in or be home. When possible, have them leave a phone number of where they will be.
- Set limits on where your children can go in your neighbourhood. Do you want them crossing busy roads? Playing in alleys or abandoned buildings? Are there certain homes in your neighbourhood that you do not want your children to go to?
- Get to know your children's friends. Meet their parents before letting your children to go to their home and keep a list of their phone numbers. If you cannot meet their parents, call and talk to them and ask what your children might do at their house and if they will be supervised.
- Choose a safe house in your neighbourhood where your children can go if they need help. Point out other places they can go for help, like stores, libraries, and police stations.
- Work together with your neighbors and watch out for suspicious and unusual behavior in your area.

### Apartment Safety

- Never allow strangers to enter your building without proper screening. Be aware of tailgaters trying to enter your building by following you in through the front door or parking garage.
- Use the intercom wisely. If you do not know the person do not buzz the door. If someone claims to have a delivery for you, go down to the lobby to let them in.
- Lock your patio door or windows when you are out of the room and at night to prevent a thief entering your suite. Use your suite door locks even if you intend to stay in the building or just take out the garbage.
- Do not store valuables in storage lockers.

\*\*Authored by BCCPA



[www.bccpa.org](http://www.bccpa.org)

In Partnership with:



Public Safety  
Canada

Sécurité publique  
Canada



Supported by the  
Province of British Columbia



BANK OF CANADA  
BANQUE DU CANADA



# Outreach - Contribution - Mobilization Commitment to Community Voices

## Crime Prevention Week - November 1<sup>st</sup> to 7<sup>th</sup>, 2016

Crime Prevention is Everyone's Responsibility



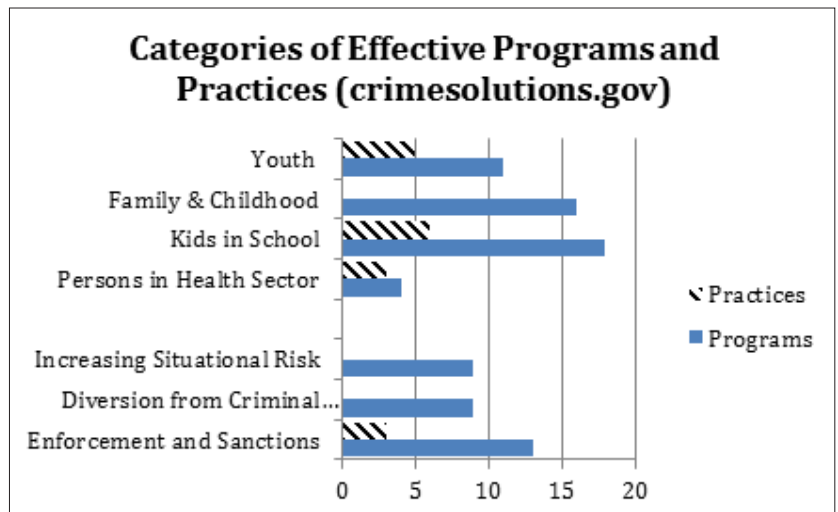
# Why Invest in Effective Crime Prevention?

## The Challenges

- In 2014, 2.2 million Canadians aged 15 and over reported being victims of a common crime such as theft or assault in the past year.
- Pressing issues affecting municipalities include: street crime and gang related shootings, gender-based intimate partner and sexual violence, the disproportionately high number of Indigenous peoples who are victimized, drug abuse, overdoses and trafficking, and extremist violence and radicalization.
- The unsustainable increases in costs of police and public safety to municipalities are "crowding out" early intervention and prevention initiatives (Waller, Bradley, Murrizi, AB 2016:1)

## The Solutions

- After 50 years of social science research, we have an accumulation of knowledge on what works to reduce crime and increase community safety through **youth, family, health and social services** that tackle the root causes of crime upstream (Waller et al., AB 2016:2).
- **Upstream prevention programs** such as mentoring, life skills, parenting programs, sexual violence courses, and epidemiology in hospitals have short term pay offs that can reduce the harm to victims and costs to taxpayers from justice, health, and social expenditures.
- It is relatively easy to understand the logic of prevention and to understand that it can help guide youth to have better futures free from violence and crime. At its core, it is vital that more opportunities are given to young people so they can seek higher education, stable employment, and better social relations. These issues can be dealt with by addressing environmental and individual risk factors.
- For every dollar invested in selected social development programs, benefits from \$7 to \$80 in social returns have been demonstrated (Waller et al., AB 2016:3).



## Diagnosis & Strategic Planning

- Evidence based crime prevention research shows that crime can be reduced up to 50% or more in 3-5 years by following a process of diagnosis, strategic planning, implementation based on best practices, and evaluations to fuel changes.
- One of the best-known examples comes from Glasgow Scotland, where crime was reduced through a multi-sectoral approach that included a violence reduction unit that involved police, schools, and community services. The result of this initiative was a 50% decrease in the homicide rate in just under 3 years through a combination of smart enforcement and positive programming (Waller et al., AB 2016: 4).

\*\*Authored by Canadian Municipal Network on Crime Prevention with content from Waller, I., Bradley, J., & Murrizi, S. (2016). Recent Development in Effective Crime Prevention (Action Brief 2016 no.0-4). University of Ottawa. Retrieved from <http://safercities.ca/evidence-on-crime-prevention>



# Outreach - Contribution - Mobilization Commitment to Community Voices

Crime Prevention Week - November 1<sup>st</sup> to 7<sup>th</sup>, 2016

Crime Prevention is Everyone's Responsibility



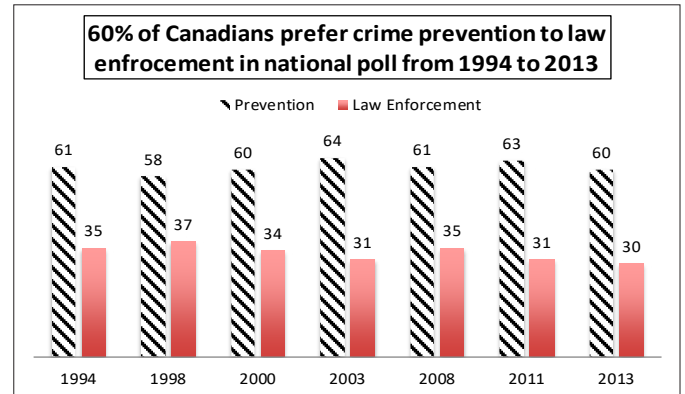
## Working Together for Investment in Crime Prevention

### What is the Economic Cost of Crime

Economically, costs include an estimated \$55 billion dollars in harm to victims, with \$10 billion accounting for tangible costs such as medical costs, loss of wages and stolen or damaged property. Another \$45 billion accounts for intangible costs such as pain and suffering, loss of quality of life, and other collateral consequences (Waller et al., AB 2016:0).

### Canadians Prefer Crime Prevention Over Punishment

The most recent public opinion polls show that the Canadian public supports investment in crime prevention over punishment 2 to 1. Still we must convince our politicians that a prevention focus rather than more jails and policing is needed to deal with crime. We know that communities are suffering from systemic injustices, and that putting money into services that address the needs of disadvantaged groups will reduce known risk factors and, ultimately, crime rates.



### The Need for Funding

- It is important to ensure sustainable funding and strategic direction for implementation so that program features can remain constant and effective.
- Community-based crime prevention relies on funding to be able to meet targets and set goals based on evaluations and evidence-based research.

### The Importance of Collaboration

Using crime prevention programs and practices through collaborative approaches, will allow our government and community members to work towards substantial reductions in crime, lower rates of victimization, and large savings to tax payers.

### The Role of the Canadian Municipal Network on Crime Prevention

- CMNCP is a community of practice that aims to build capacity and mobilize Canadian municipalities to prevent and reduce crime, while fostering community safety.
- CMNCP currently includes 17 municipalities and is constantly growing.
- Public Safety Canada's National Crime Prevention Strategy is funding CMNCP for a project called "Building Municipal Capacity to Harness Evidence to Prevent Crime" over the next 2 years. This project facilitates exchanges, national and regional meetings, and training between cities, as well as a partnership with crime prevention expertise from the University of Ottawa.



CANADIAN MUNICIPAL  
NETWORK ON CRIME  
PREVENTION

Together for Safer Canadian Cities

RÉSEAU MUNICIPAL  
CANADIEN EN PRÉVENTION  
DE LA CRIMINALITÉ

Ensemble pour des villes canadiennes plus sécuritaires



uOttawa

For more Information: [www.safercities.ca](http://www.safercities.ca)

\*\*Authored by Canadian Municipal Network on Crime Prevention



[www.bccpa.org](http://www.bccpa.org)

In Partnership with:



Public Safety  
Canada

Sécurité publique  
Canada



BANK OF CANADA  
BANQUE DU CANADA





Canada  
Province of British Columbia  
A Proclamation

ELIZABETH THE SECOND, by the Grace of God, of the United Kingdom,  
Canada and Her other Realms and Territories, Queen, Head of the  
Commonwealth, Defender of the Faith

**To all to whom these presents shall come – Greeting**

WHEREAS the week of November 1 to 7, 2016, has been designated as Crime Prevention Week in British Columbia, and in recognition thereof, communities throughout the Province are actively participating in this event, and

WHEREAS the Ministry of Public Safety and Solicitor General and crime prevention groups throughout the Province wish to heighten public awareness of Crime Prevention Programs, and

WHEREAS the success of crime prevention depends on people working together in families, neighbourhoods, businesses, communities and youth groups to promote safer streets in every community, and

WHEREAS British Columbia encourages local governments to build strong communities that discourage crime and to work cooperatively with justice and law enforcement agencies, crime prevention groups, communities, schools, youth groups and businesses to build public awareness and involvement in crime prevention activities;

NOW KNOW YE THAT, We do by these presents proclaim and declare that the week of November 1 to 7, 2016, shall be known as

**“Crime Prevention Week”**

in the Province of British Columbia.

IN TESTIMONY WHEREOF, We have caused these Our Letters to be made Patent and the Great Seal of Our Province of British Columbia to be hereunto affixed.

WITNESS, The Honourable Judith Guichon, Lieutenant Governor of Our Province of British Columbia, in Our City of Victoria, in Our Province, this twentieth day of October, two thousand sixteen and in the sixty-fifth year of Our Reign.

BY COMMAND.

Attorney General and Minister of Justice  
(counter signature for the Great Seal)

Lieutenant Governor