To:	**Parks, Recreation & Culture Commission**
From:	**Director of Parks, Recreation & Culture**
Subject:	**Correspondence Re: Dogs Off Leash**
Date:	**May 2, 2018**

Recreation Oak Bay

www.recreation.oakbay.ca

PURPOSE

Three pieces of correspondence related to access to various park areas for dogs off-leash have been received, and are included in the agenda package. This report will provide options for the Commission in addressing these concerns.

BACKGROUND

Access to park and beach areas in Oak Bay for dogs off-leash continues to be a polarizing issue in the community. There are requests for more and less access, and given the limited park space in Oak Bay there are no easy solutions.

ANALYSIS

The Commission may want to determine if the current levels of access represent a fair compromise where neither side of this argument is completely satisfied, but basic needs are being met. If so, the Commission may not wish to take any action at this time.

Alternatively, the Commission may feel that the current levels of access need to be reviewed. If this is the case, given the polarizing nature of this issue in the community, staff believe that a process to consult the community as a whole would be prudent. To do this properly, resources would need to be approved. Thus, staff would suggest that the Commission consider a recommendation to Council to consider this issue as part of the next strategic priorities discussions, which should take place late in 2018 or early in 2019 (after the October municipal elections).

OPTIONS

1. That the Commission receives the correspondence included in the agenda.
2. That the Commission recommends to Council to consider off-leash access for dogs in the community as part of Council's next strategic priority discussions.
3. An alternative option as directed by the Commission.

RECOMMENDATION

THAT the Parks, Recreation & Culture Commission reviews the correspondence related to access for dogs off-leash and provides direction to staff.

Ray Herman
Director of Parks, Recreation & Culture

the dog owner or person having charge of the dog shall cause the excrement to be removed immediately upon its deposit.

53. Section 52 does not apply to a blind person accompanied by a guide dog.

54. No person who has removed excrement pursuant to Section 52 shall deposit the same on any private property other than that owned or occupied by him, or in any public place except, where the excrement is securely contained in an impermeable bag or other impermeable container so as not to ooze, leak or fall out, and placed into a municipal litter receptacle which the Corporation has designated and labeled for the deposit of dog excrement.

DOGS – PARK AND PUBLIC PLACE PROHIBITIONS

55. No dog owner shall suffer or permit his dog to be in that part of Uplands Park shown outlined in a heavy black line on the plan attached hereto as Schedule "C" and forming a part hereof, during the months of April, May and June in any year, except when the same is under the full custody and control of a competent person by means of a chain or leash not exceeding 2.4 metres in length.

56. No dog owner shall suffer or permit his dog to be in any of the parks enumerated in Schedule "D" attached hereto and forming a part hereof, except when the dog is under the full custody and control of a competent person by means of a chain or leash not exceeding 2.4 metres in length.

57. Notwithstanding Section 56, a dog owner may permit his dog to be unleashed in Windsor Park

(1) between sunrise and 9 o'clock a.m. on any day from July 1 to August 31 in any year; and

(2) between sunrise and 11 o'clock a.m. on any day from September 1 in one year to June 30 in the next year;

provided, however, that the dog must nevertheless remain at all times under the full custody and control of a competent person.

*(**Bylaw 4194, adopted Aug.18, 2003)*

58. Section 57 does not apply

(1) to the fenced Rose Garden in the easterly portion of Windsor Park; or

(2) to any portion of Windsor Park on days or at times where the use of that portion of Windsor Park has been reserved for, and is being used by, an individual, group or organization as evidenced by a permit issued under the authority of the Oak Bay Parks and Recreation Commission.

59. No dog owner shall suffer or permit his dog to be:

(1) in the fenced Rose Garden in the easterly portion of Windsor Park;

(2) in the Native Plant Park, being Lot C and Lots 81, 82 and 83, Section 23,

Victoria District, Plan 368;

(3) in the golf course and chip trail area of Henderson Park, as more particularly shown outlined in a heavy black line on the plan attached hereto as Schedule "E" and forming a part hereof;

(4) in the Turkey Head Walkway area of the Oak Bay Marina Lookout, as more particularly shown outlined in a heavy black line on the plan attached hereto as Schedule "F" and forming a part hereof; and

(5) in the fenced Water Park in the north easterly portion of Carnarvon Park.
*(**Bylaw 4546, adopted November 14, 2011)*

(6) on Kitty Islet, as more particularly shown outlined in a heavy black line on the plan attached hereto as Schedule "G" and forming a part hereof.
*(**Bylaw 4566, adopted June 25, 2012)*

60. No dog owner shall suffer or permit his dog to be on Willows Beach at any time between May 1 and September 30 in any year.

60.1 No dog owner shall suffer or permit his/her dog to be on McNeill Bay Beach at any time except:

(1) between October 1 in one year and April 30 of the next year; and

(2) in May, June, July, August or September, between sunrise and sunset.
*(**Bylaw No. 4369, adopted May 28, 2007)*
*(**Bylaw No. 4477, adopted June 24, 2009)*
*(**Bylaw No. 4529, adopted March 14, 2011)*
*(**Bylaw 4566, adopted June 25, 2012)*

61. No dog owner shall suffer or permit his dog to be upon any street, except when the dog is under the full custody and control of a competent person by means of a chain or leash not exceeding 2.4 metres in length.

61.1 No dog owner shall suffer or permit his dog to be upon any public school grounds, except when the dog is under the full custody and control of a competent person by means of a chain or leash not exceeding 2.4 metres in length.
*(**Bylaw No. 4541, adopted July 18, 2011)*

VICIOUS DOGS

62. No person shall allow his or her dog to bite, attack, terrorize, or endanger a person or animal.

63. An owner of a vicious dog must not permit the dog to be on any street, lane, highway, boulevard, park, or other public place within the Municipality unless

(1) the dog is firmly held on a leash not exceeding 2.4 metres in length;

(2) the dog is muzzled by a properly fitted humane muzzling device which prevents the dog from biting; and

Friends of Uplands Park
Creating opportunities for stewardship, education and inspiration

Steering Committee of
Friends of Uplands Park
April 10, 2018

Oak Bay Parks, Recreation
and Culture Commission

Dear Members of Commission,

We are writing to request that the Parks, Recreation and Culture Commission consider proposing a change in Bylaw no. 4013 to lengthen the on-leash period for dogs at Uplands Park.

Currently, dogs must be on-leash during the period from April 1 to June 30 to protect nesting birds. We feel that a longer on-leash period—beginning in November and ending June 30—is needed to protect the park's rare Garry Oak meadows and prevent the loss of its 25 endangered plant species, one of the highest concentrations in the country.

Unfortunately, overuse of the park during the wet season, when soils are fragile and our native plant species are first emerging from dormancy, threatens the very survival of this ecological treasure. We know from records at the Conservation Data Centre that we have lost at least six endangered plant species and two endangered butterflies since the early 1990s.

We feel that extending the on-leash period would increase the chances of survival of this extraordinary piece of biodiversity for the following reasons:

- It would reduce the number of professional dog walkers who often have as many as 8 dogs off leash at a time. These dogs are

rarely under full control and do their business in the sensitive meadows and vernal pools of the park. Dog walkers usually follow their dogs into the meadows to retrieve droppings and, in the process, damage soil structure, and trample native and endangered plants when they are at their most vulnerable.

- It would reduce the practice of using the park's rare flower meadows as dog runs (chasing balls) when they are at their most sensitive. Several of the meadows are used daily for this purpose during the fall and winter months and have sustained significant damage as a result. This includes the main vernal pool in the Central Meadow, which is home to 16 rare plant species.

- It would discourage people from walking off-trail (for those who *do* pick up after their dogs) and, perhaps, encourage those who currently do not pick up after their dogs to start doing so. The extra nitrogen added to the meadows by dog feces encourages the growth of invasive species—especially exotic grasses—at the expense of native species, and risks eventually converting these flower meadows to grass fields.

Thank you for your consideration of this important matter,

Sincerely,

Margaret Lidkea
Chair of FOUP
250-595-8084
friendsofuplandspark.org
Facebook

Garry Oak Native Flower Meadow

Central Meadow Vernal Pool Damage

Central Meadow Vernal Pool with Dogs

On Apr 18, 2018, at 12:44, Nikki Sieben <[redacted]> wrote:

Attention Mayor and Council

I am writing to you as a long-term resident of Victoria (43 years in Gordon Head, James Bay and Oak Bay) and member of a very active outdoors family. Let me start by acknowledging what the Oak Bay has been doing over the past number of years to encourage residents to use our green spaces more and become more actively conscious of living a healthier life style.

As a mom of 2 Oak Bay High kids I spend my mornings dropping kids off at school and then walking my dog at Willows before starting work for the day. I am always amazed at how many other parents are doing the same – fitting in life around kids, dogs work etc. it is a juggle as I suspect you both know first-hand.

So, although I completely understand and support the changes the CRD makes to access to many of our beaches during the spring and summer months to allow for families to use the beach for picnics and play without the fear of kid/dog interactions, I also feel it is a complete shame to completely shut off dog owners from using the beach for all those months and goes against may of the things our communities are proud of including our inclusiveness, healthy life styles and accessible green/park spaces.

Perhaps Council could consider allowing access to dog owners until **9:30 am** during the summer months as there are few if any families that venture out to the beach that early – and I do believe this has been successful in Cadbora Bay and a few other popular beaches in the CRD. You may also consider significantly increasing the fine for those owners who don't pick up after their dogs, making it a deterrent but also giving the dog community a clear sign of the concessions being made to accommodate this ask.

I recognize that kids and animals are touchy subjects that the best of times, however I would like to at least consider this request and perhaps table a trial for this year with a longer-term determination to come in the fall.

Thanks in advance for reading my email and for considering the dialogue.

Nikki Sieben
[redacted]

Mandi Krieger

Subject: FW: Submission: Feedback/Survey- Anderson Hill Park Dogs

Submitted on Tuesday, April 17, 2018 - 9:35pm Submitted by anonymous user: [216.232.158.89] Submitted values are:

Name: Jenica K. Waymen and Michael Coon
Email: [redacted]
Phone: [redacted]
Address:
[redacted]
Subject: Parks
Message:
Please install dogs on leash signs on Anderson Hill Park at the gates as well as the brow of the hill.. There are many dogs off leash running through the bushes. When I gently remind dog owners that it is bird nesting season April to June, they scorn me and say there are no signs and no birds. Some of them are self righteous and rude. There are no birds because they are frightened of running dogs and no longer able to nest.. When we moved in to our home adjacent to the park in 1992, there were many nesting birds including grouse and small song birds. Now there are no birds becuase of the many dogs off leash. Please restore the signs at each end of the park and enforce this by law with fines. Because the dogs are allowed to run around, the camus is severely impared and now we see gravel at the brow of the hill where once there was camus. There should also be a dogs on leash sign at the brow of the hill as well as signs saying 'restricted dog area.. dogs not allowed beyond this area'.
We feel we are being taken over by dogs.. and some times the dogs jump up on us. The dog owners definitely feel they are in control and do not seem to care that that there are no birds because of the invasion of dogs.
Is it possible that Anderson Hill Park could be off limits to dogs so that the camus and birds could once more be restored?
With thanks for caring about the birds..... as well as the endangered Gary Oak Meadow and camus.
Jenica K. Waymen B.A. and Michael Coon, MSc Marine Biology Senior Manager (Retd.) Land Use Planning Prov of BC.

To: **Parks, Recreation & Culture Commission**

From: **Manager of Recreation and Culture**

Subject: **ArtsAlive Installations for 2018-19**

Date: **May 2, 2018**

PURPOSE

To seek approval for the 2018-19 ArtsAlive initiative to enhance the public art program with twelve (12) year-long art installations to add to the complement of sculptures from this program.

BACKGROUND

The ArtsAlive program is entering its fourth year. The Public Arts Advisory Committee has selected twelve art pieces to be displayed in the community for a period of one year. Ten new art pieces will be placed in locations approved previously for the 2017-18 program, however, there are two new locations for the 2018-19 program which will require approval.

ANALYSIS

This analysis provides an update of the works that will be retained from the 2017-18 program and the factors considered by the Public Arts Advisory Committee when determining locations for this year:

- "Lunar Transitions," by Fred Dobbs has been purchased as the top vote recipient from the 2017/18 program and will be relocated to the Monterey Recreation Centre front entrance garden bed as approved by Commission on March 6, 2018. Its previous location will be re-used as a location for a sculpture for this 2018/19 Arts Alive season

- The "Bohdi Frog," by Doug Taylor located at Willows Beach on Esplanade at the foot of Estevan Ave. was acquired via donations to the District. It is intended to remain at this location on Willows Beach.

- "The Hunt" by Ken Hall located at Queens Park was also purchased via a grant from the Provincial Government and donations from the public. It is intended to remain at this location in Queen's Park.

- "Dream Window," by Illarion Gallant located on Beach Dr. at the foot of Lansdowne Road on the Public Beach Access space will remain for the 2018-19 year. It was a large installation process requiring additional time to complete and as such the artist was offered and agreed to the additional time frame for display.

- The location utilized on the sidewalk of Oak Bay Avenue between Foul Bay Rd. and Mitchell St. was not considered a desirable location from the perspective of the artists and the sponsors given a lack of pedestrian traffic in this area. The plinth will be utilized in one of the proposed new locations.

- Given the existing sculptures and the plan for a total of 12 temporary art works for the 2018-19 program, two new locations are required and are proposed for MacNeil Bay and Willows Beach.

- In summation, at the start of this year's ArtsAlive program, the District will have 6 permanent, existing sculpture installations and 13 temporary installations which includes 1 sculpture installation extended from the 2017-18 program and 12 new installations for the 2018-19 program.

Existing and Current Locations

1. NE Corner of Wilmot and Oak Bay Avenue by Nicholas Randall
2. Sidewalk on Oak Bay Avenue by Pharmasave
3. SW Corner of Oak Bay Avenue and Hampshire Road
4. SE Oak Bay Avenue at Monterey Avenue near ArtSee Eyewear
5. Oak Bay Avenue by the Penny Farthing
6. Sidewalk on Cadboro Bay Road and Estevan Road near Pure Vanilla Bakery
7. Monterey Recreation Centre/Library Parking lot entrance
8. Sidewalk in Estevan Village (Southeast side)
9. Lokier Rose Garden Park
10. Haynes Park on Beach Dr.

New Locations for the 2018-19 Program

1. At MacNeil Bay, on Beach Dr. at Transit Rd, beside the sidewalk nearest the ocean, this site will utilize the plinth to be removed from Oak Bay Ave. between Foul Bay Rd. and Mitchell St.
2. At the end of Esplanade nearest the Willows Park Playground, on the beach side of the vehicle turnabout.

The sculptures are to be installed by the Parks and Public Works Departments as in the past years' programs. Installations at the existing sites began in mid-April 2018 while the installations for the two new sites is scheduled for mid-May pending approval.

FINANCIAL IMPACT

In 2017, bases were installed for the temporary sculptures. Extra bases were also made by Public Works as backups for future years. Installation and engineer inspection costs for this year's display are included in the 2018 budget. No additional funds will be required.

RECOMMENDATION

1. That approval be granted for the 2018-19 ArtsAlive public art initiative plan to install 10 temporary art works in the existing locations utilized for the 2017-18 program, referred to in the report all of which are on public land or in parks.

2. That approval be granted for the 2018-19 ArtsAlive public art initiative plan to install two temporary art works in the two new locations outlined in the report at MacNeil Bay and on Esplanade at Willows Beach.

Steve Meikle
Manager of Recreation and Cultural Services

Program, Parks and Physical Plant Report March/April 2018
Parks, Recreation & Culture Commission Meeting May 2018

Programs

Aquatics

- Over 900 swimmers finished their winter 2018 Red Cross swim lessons, that's 100 participants more than 2017.
- Spring Break camps were offered from March 16th to 30th and were well attended.
- Junior Lifeguard Camp's popularity grew from 2017 and 32 aspiring lifeguards participated. Throughout the weeks, they learned and practiced water rescues, first aid procedures, and helped the Recreation Oak Bay lifeguards run the 2-5pm Spring Break Kid's Fun Swims.
- Fun Unlimited Camp was almost full each week, with 62 campers participating in the Monday to Friday swim lessons offered in this camp.
- Monday to Friday Spring Break lessons were full with 30 children participating in Simple Set Private/Semi-Private Swim lessons, along with over a dozen Perfect Fit Private lesson swimmers.
- The majority of the advanced aquatic courses were full in the last 2 weeks of March, and the newly added complete National Lifeguard Award course ran with 10 participants. Fifty-one Youth, aged 13 years and older, participated in the Advanced Aquatic leadership courses in the last 2 weeks of March.
- Over nine hundred swimmers are currently registered for the first set of Spring Lessons that started April 3rd.
- Twenty-three Chatham District Girl Guides (Oak Bay) came to the pool on Wednesday April 11th, and performed their swim test, so they can safely attend their annual district camp at the end of April.

Arts and Culture

- April and May are transition months for the ArtsAlive program as the previous year's sculptures are removed making way for the 2018-19 sculptures. Last year's top vote getter, "Lunar Transitions," by Fred Dobbs will be permanently located at the front door entrance to the Monterey Recreation Centre and Public Library. The theme for the 2018-19 program sculptures is "Balance."
- The opening ceremony for the ArtsAlive program is Thursday June 14th, this includes a reception at the Oak Bay Beach Hotel and a tour of the new sculptures for this year.
- The Oak Bay Artists Studio Tour was held on April 21 and 22 this year with many returning artists welcoming citizens to their home studios. Four artists were also hosted at the Neighbourhood Learning Centre.
- The Arts and Culture Week for 2018 has been expanded to two weeks and will be called the Arts and Culture "Fortnight," running from August 9-23. Planning and organizing is currently underway for the events and activities during that time with the addition of participation by the Greater Victoria Public Library this year.

Community Recreation

- The After School Program registration for fall 2018 opened in February. The program at Henderson Centre is full and it is anticipated that the Neighbourhood Learning Centre program will also be at capacity for September.
- The value added skating and swimming lessons in After School programs continue to be popular. The Afterschool Program has also incorporated rock climbing, fitness, and dance lessons enabling physical activity participation for all children in the program.
- The Daycare children are currently enjoying dance lessons, music lessons, story tellers and sports programs. They have gone on out trips to the library and BC Transit. This month the children were learning about spring.
- Spring Break Camps were a huge success with over 450 children participating in a variety of fun adventures over the two weeks. Children had a wide range of themes to choose from and enjoyed many activities and out trips in the local area. Camps took place at Henderson Centre, Windsor and the Neighborhood Learning Centre.

Program, Parks and Physical Plant Report March/April 2018
Parks, Recreation & Culture Commission Meeting May 2018

- Badminton this month has repeatedly sold out for both the Social and Advanced sessions. The rent-a-court sessions are also popular with many families coming to play on the weekends.
- Birthdays at Henderson for March and April have been really busy with 10-12 parties booked on one weekend.
- The golf course re-opened on Saturday, March 17th. The weather was sunny and warm with over 200 rounds played during the first weekend. Happy Hour this year has changed to 3-5pm on weekdays instead of 4-5pm and patrons are enjoying this change.

Fitness

- Drop in Total Conditioning Circuit classes are running strong with an average of 22 participants, with many days reaching the maximum of 26. This class allows the structure and guidance of personal training with the cost and atmosphere of a group fitness class, making it a large draw for the fitness community. There are 4 classes that run on a drop in basis at Henderson Recreation Centre.
- Youth Fitness Programs (youth fitness education and youth orientations) saw an increase in registration from February to March 2018. These programs provide education on correct form and training techniques for teens age 13 and 14 to allow them to use the facilities in a safe and effective manner.

Monterey Centre

- Members and guests dressed in green and enjoyed the St Patrick's Irish Dinner and Dancing Event on March 10th.
- The annual Easter Luncheon was held March 27th with 187 members enjoying the delicious ham and scalloped potatoes meal.
- Day trips in April included a trip to Chemainus on April 7th for a delicious lunch buffet and the live theatre production "Million Dollar Quartet" and a trip on April 18th to Kinsol Trestle for a hike and lunch at Alderlea Farm and Café in Duncan.
- Over 50 new Members were formally welcomed to the Centre at the New Members Meet and Greet on April 19th. Attendees enjoyed a power point presentation to showcase all the happenings at Monterey. They also discovered there is large variety of adult lifelong learning courses available. The Monterey Recreation Activity Association President spoke about all of the volunteer led clubs designed for members. After enjoying tea and refreshments the new members were taken on an escorted tour of the centre.
- The Monterey Recreation Activity Association's Wellness Committee hosted free April talks for members including: Wills and Estates, Elder Abuse and Eliminate Clutter and Organize What's Left.
- Popular courses this spring include: Inspired by Klimpt, Watercolour Special Effects Magic, Social Ballroom Dancing, and Hula Dancing.

Arena / Teens / Indoor Sports Field

- The Spring Break Novice Hockey Camp had over 54 participants aged 5-14 years. There were experienced players and kids new to hockey with over 20 participants benefiting from Recreation Oak Bay's free equipment loan program. One boy visiting from China really enjoyed the opportunity to play hockey in Canada while having fun and making friends.
- Extra public Everyone Welcome skating sessions were offered six times over the two weeks of Spring Break.

Program, Parks and Physical Plant Report March/April 2018
Parks, Recreation & Culture Commission Meeting May 2018

- The Novice Hockey Game Days program started in the first week of spring. The program for girls and boys aged 5-14 years, is popular with 20 registered for these fun, focused scrimmage sessions for all skills and abilities. Free hockey gear offered for those who need it.
- The Youth Center continues to offer free monthly special events. March hosted a games night and April was a Karaoke night, both with pizza, treats and prizes. Twelve to sixteen youth attended each night.
- The Adult Mixed Softball League started up the first week of April with 24 teams. The program continues to enjoy the benefits of the Joint Use Agreement for use of the school district ball fields for the regular season and year end tournament.
- Soccertron ran two weeks during Spring Break in the indoor sport field. Programs were offered for kids aged 3 years old to 12 years old. Over 51 kids participated during the two weeks of camps.
- Soccertron spring programs starting in the first week of April, all completely full with waitlists.

Sportsview

- Another busy month with many end of year soccer and hockey pizza parties. We are now ordering our pizza from Willows Pizza and have received very good feedback on this change.
- We have been booking bands on Saturdays which have turned out to be very popular additions to our music offerings. Friday night shows have been sold out in the last month. We also hosted a magic show which was very enjoyable for those that attended.

Tennis

- Tennis BC Spring Break Junior Tournament was held on March 23rd - 25th. Seventy seven players registered, which is a 17% decrease in participation from 2017. Over 100 matches were scheduled over 3 days.
- Power washing of the courts has been confirmed with Parks to be done prior to May 1st, which will be the opening day for the outdoor courts.
- Block booking for pickle ball courts at Carnarvon was held January 19th.
- Block booking for tennis courts at Henderson was held on April 6th.

Upcoming Events

- Thursday, May 3rd, **Y.E.S. (Young Exceptional Star) Awards** at the Oak Bay Beach Hotel, 6pm.
- Friday, May 4th, **Mary Flower & Doug Cox**, Oak Bay Recreation Centre - Upstairs Lounge. Doors open 6pm, Music 7:30pm.
- Saturday, May 5th, **Spring Fashion Show**, Monterey Centre, 1pm-3pm.
- Wednesday, May 9th, **Volunteer Recognition Event**, Monterey Centre, 6pm-8pm.
- Friday, May 11th, **Leaf Rapids**, Oak Bay Recreation Centre - Upstairs Lounge. Doors open 6pm, Music 7:30pm.
- Sunday, May 13th, **Mom's Golf for Free**, Henderson Golf Course, 9am-12noon.
- Sunday, May 13th **Mother's Day Skate** during the Everyone Welcome Skate 3-4:30pm. Mom's skate for free.
- Thursday, May 17th, **Drama Club Dinner Theatre**, Monterey Centre, 5:30-8pm.
- Friday, May 18th, **Martin Harley**, Oak Bay Recreation Centre - Upstairs Lounge. Doors open 6pm, Music 7:30pm.

Program, Parks and Physical Plant Report March/April 2018
Parks, Recreation & Culture Commission Meeting May 2018

Maintenance

- Issues have developed with the batteries for the Electric Zamboni. In January three cells were replaced in the battery bank that seemed to fix the issues but was short lived. The Technician reported that 4 more cells had failed and, given the age of the batteries, repairing them was not recommended. A new set of batteries will be installed this week and will carry a 4 year warranty from the date of installation.
- In March a Request For Proposals (RFP) for installation of the energy loop was created and put up on BC bid. A number of proponents showed up for a site visit and a decision will be made shortly on the successful proponent.
- The kitchen grease trap sprung a small leak and it was determined that the bottom had significant rust and would not be repairable. A new tank has arrived and will be installed by the end of April.

Parks

- Soccer has finished for the season and cricket, baseball, rugby and football are underway in our parks.
- Henderson, Carnarvon and Fireman's fields have had their spring renovation consisting of sand top dressing, deep tine aerating, over-seeding and an application of organic fertilizer.
- The greens on the golf course will be aerated and top dressed starting the week of April 23rd.
- Camas Day will be held on April 29th at the Cattle Point Entrance.
- Crews are busy with seasonal garden maintenance and grass cutting.
- The Habitat Stewardship crews will begin working in Uplands Park this month.
- Willows Beach is booking up for end of school parties.

Tree Report

For the Month of March and April

Our tree planting crew has planted another 15 trees this month bringing our total this year to 107 and the total for this season from November to now to 133. Over thirty of those were Garry oaks. We have built a new nursery area at Haro Road for the over 200 young Garry oaks we purchased this winter. The area is fenced and irrigated and will be used for trees we are holding for planting later in the year. The arborist crew has been busy with pruning and removals. We took advantage of Spring break to prune near the schools on Beach Drive and all of Beaverbrook. We have "rescued" a very nice Rhododendron and Japanese maple from a house demo in south Oak Bay. The rhodo is at Willows Beach and the maple has been planted at the garden bed at the Fire Hall.

Public Property

A total of 5 trees were removed from public property. These trees were either dead, diseased or dangerous. Two of these were Garry oaks, one dead and one with armilleria beside it on Estevan.

Private Property

Twenty eight permits were issued under the Tree Protection Bylaw since the last report. 12 removal permits were requested for the removal of trees protected under the Tree Protection Bylaw. Permits were issued for 17 protected trees, two trees were under protected size and one removal was denied. These permits were issued because the trees were dead, diseased, dying or structurally unsound or removed for construction. Three of the removals were Garry oaks

and four removal permits were issued for construction. Eight trees are required to be replanted. Fifteen permits were issued for pruning protected trees.

Security Deposit and Enforcement

Four security deposits were received and none were refunded. The bylaw requires security deposits to ensure care of required replacement trees. Deposits are held by the Municipality for 3 years pending satisfactory planting and care or required replacement trees. Forfeited deposits go to the Parks tree purchase account.

Work Orders

This month we received 69 calls for service and completed 54.

Oak Bay Parks: Report on Administration of Tree Protection Bylaw (#4326, 2006)

Protected trees: permits for removal, replacements

2018	Private Property									Municipal Property			
	Permit Requests	*Permits approved*		Trees removed				Total Trees Removed	Replacement Trees Required	Trees Removed	Replacement trees		
				Protected			Building						
Month	(S.2 or s.16)	Removal s.2	Pruning s.16	Native	Other	Total	(s.2 or s.3)			(s.22)	Native	Others	Total
Jan	22	10	14	6	5	11	1	11	1	7	8	40	48
Feb	17	13	5	8	4	12	4	12	5	12	7	37	44
Mar						0		0					0
Apr	28	12	15	4	15	19	4	19	8	5	2	13	15
May						0		0					0
Jun						0		0					0
Jul						0		0					0
Aug						0		0					0
Sep						0		0					0
Oct						0		0					0
Nov						0		0					0
Dec						0		0					0
Totals	67	35	34	18	24	42	9				17	90	
							Key Totals	**42**	**14**	**24**			**107**

Note: "Trees Removed-Building" includes trees removed within building envelope;
replacement trees required only for trees removed outside building envelope

Key bylaw sections:

- s. 2 Permit required under this bylaw or development permit to cut down or damage a protected tree
- s. 3 Trees within building envelope
- s. 10 Replacement trees required, security deposits
- s. 16 Pruning only
- s. 22 Trees on public property

Protected (native) species: Garry oak, Arbutus, Pacific Yew, Black Hawthorn, Pacific Dogwood

Security deposits:	#	Amount
Year-to-date:	Received	$7,000
	Refunded	$0
	Forfeited	

Tickets issued:	#	Amount
(YTD)		$100

Volunteers in the Camas-
A CELEBRATION



Friends of Uplands Park
Creating opportunities for stewardship, education and inspiration

Greater Victoria GREEN TEAM

Photo by Britt Swoveland

Celebrate **VOLUNTEERING** with the Friends of Uplands Park and the Greater Victoria Green Team

Sunday, April 29, 2018 • Noon - 3pm

Beach Drive Entrance to Cattle Point, Uplands Park

Inviting all volunteers of Greater Victoria Parks and those interested to come, listen and dance to the rock music of the Bald Eagles.
Enjoy: food & drinks, activities, wildflower and birding walks through the Uplands Park camas fields, and win prizes. Have a blast!

Enjoy displays from Parks Canada,
Nature Conservancy of Canada,
CRD Bowker Creek Initiative,
Habitat Acquisition Trust,
Orca Whale Awareness,
Oak Bay Heritage,
Nature Kids
and more…

NATURE CONSERVANCY CANADA

HAT
Creating Conservation Legacies

Bowker Creek
URBAN WATERSHED RENEWAL INITIATIVE

Oak Bay
Parks, Recreation & Culture

Contacts: Margaret Lidkea, Chair of Friends of Uplands Park 250-595-8084
Amanda Evans, Program Manager of the Greater Victoria Green Team, Amanda@GreenTeamsCanada.ca

PLEASE WALK, BIKE OR CARPOOL!

Energy Report for Municipal Buildings

2017 - 4th Quarter and Year End

This report contains information on Oak Bay's energy consumption for our municipal buildings during the 4th quarter of 2017 and information on 2017 year end.

The cold start to the year had the expected negative effect on most area's natural gas consumption. This really made it difficult to catch up to the consumption numbers we had hoped to see and was the main culprit in ending the year 12.6% over last year's levels. The colder weather also affected our electrical consumption with most of our buildings that use electricity for all or part of their heating, posting increases. That being said the overall increase to hydro was a modest 1.1%.

In the weather section at the end of this report you can find that this quarter required 3.9% more heating degree days (HDD) than the same period last year and you can also see that as a whole 2017 required 13% more HDD than last year.

Natural Gas - 4th Quarter 2017

Below is a look at the natural gas consumption for the fourth quarter of 2017. The trend in most areas was nicely down, however the Rec Centre and Tennis Bubbles saw significant increases. Unfortunately these two areas are our biggest consumers of natural gas and caused a 10.8% increase.

The Rec Centre's increases were mainly due to lower than normal values last year. Those numbers were much lower than normal because the pool was shut down for all of December 2016. When we look at the average consumption for the Rec Centre's fourth quarter over the previous three years we get 2325.6 GJ's, that's only 2 GJ less than this quarters values. So corrected values would have us at just 0.1% over for the Rec Centre and an overall 3.2% over this quarter.

The Tennis Bubbles are the most vulnerable areas subject to temperature fluctuations. Due to their low levels of insulation and with temperatures being lower this quarter over last year, we would normally expect consumption levels to increase. We will also be looking into any mechanical issues that may have contributed to this increase.

The following chart shows our Natural Gas consumption compared to the same period last year.

Energy Consumption Fourth Quarter 2017							
	Natural Gas Usage in GJ				Ave Daily usage 2016	Ave Daily usage 2017	
4th Quarter	2016	2017	Variance	%	GJ	GJ	Variance
Carnarvon	45.9	34.2	-11.7	-25.5%	0.50	0.37	-0.13
Fire Hall/Police	83.9	76	-7.9	-9.4%	0.92	0.84	-0.08
Municipal Hall	266.4	246.6	-19.8	-7.4%	2.89	2.68	-0.21
Henderson	227.6	218.1	-9.5	-4.2%	2.47	2.37	-0.10
Public Works	95.1	82.2	-12.9	-13.6%	1.03	0.89	-0.14
Rec Centre	2042.4	2327.6	285.2	14.0%	22.20	25.30	3.10
Monterey	267.3	249.9	-17.4	-6.5%	2.87	2.60	-0.27
Tennis Bubble	816.8	1025.3	208.5	25.5%	8.97	11.26	2.29
Windsor	15.2	16.6	1.4	9.0%	0.17	0.18	0.01
Totals	3860.7	4276.5	415.9	10.8%	42.02	46.49	4.47

Energy Report for Municipal Buildings

2017 - 4th Quarter and Year End

Hydro Consumption - 4th Quarter 2017

At first look our hydro consumption numbers looked like we are heading in the wrong direction but just as in the natural gas figures the pool shut down last December has skewed the numbers. When we correct the 2016 values for the Rec centre with 4th quarter average numbers (544843 kWh) we come up with Rec Centre savings of 14128 kWh a 2.6% decrease. This would have lowered the overall numbers to a savings of 15588 kWh and a 1.8% decrease.

The Tennis Bubbles numbers are down due to LED corner lights. The better news is that now all of the main tennis court lights have been changed to the new LED light fixtures and we will soon see the 2018 consumption numbers start dropping dramatically. Additionally, the light quality has been greatly improved.

Windsor returns to closer to normal numbers after very low consumption numbers in 2016. We are still unclear why 2016 was so low.

The following chart shows our electrical consumption compared to the same period last year.

Hydro Consumption Fourth Quarter 2017								
	Hydro Usage in kWh				Average Daily kWh			
4rd Quarter	2016	2017	Variance	%	2016	2017	Variance	%
Carnarvon	4698	4805	107	2.3%	51	52	1.1	2.2%
Fire Hall/Police	47287	47378	91	0.2%	514	515	1.0	0.2%
Municipal Hall	39688	40440	752	1.9%	436	444	8.3	1.9%
Henderson	32683	30956	-1727	-5.3%	355	336	-18.8	-5.3%
Public Works	44921	46306	1385	3.1%	488	503	15.1	3.1%
Rec Centre	470629	530715	60087	12.8%	5116	5769	653.1	12.8%
Monterey	55219	57180	1961	3.6%	600	622	21.3	3.6%
Tennis Bubble	64646	58800	-5846	-9.0%	710	646	-64.3	-9.0%
Windsor	14178	15993	1815	12.8%	154	174	19.7	12.8%
Totals	773947	832573	58626	7.6%	8425	9062	636.6	7.6%

Energy Report for Municipal Buildings

2017 - 4th Quarter and Year End

Year End 2017 - Natural Gas

The following chart compares our Natural Gas consumption between 2016 and 2017 and also compares 2017 to a five year average.

Full Year	2016	2017	Variance	%	5 Year Average	2017	Variance	%
Carnarvon	85.2	89.1	3.9	4.6%	109.82	89.1	-20.72	-18.9%
Fire Hall/Police	173.2	201.4	28.2	16.3%	261.46	201.4	-60.06	-23.0%
Municipal Hall	582.8	643.7	60.9	10.4%	569.08	643.7	74.62	13.1%
Henderson	472.7	552.3	79.6	16.8%	592.62	552.3	-40.32	-6.8%
Public Works	148.5	189.8	41.3	27.8%	172.4	189.8	17.4	10.1%
Rec Centre	7466.8	8140.1	673.3	9.0%	7483.68	8140.1	656.42	8.8%
Monterey	591	608.9	17.9	3.0%	538.44	608.9	70.46	13.1%
Tennis Bubble	1689.6	2198.2	508.6	30.1%	1703.7	2198.2	494.5	29.0%
Windsor	55.3	62.6	7.3	13.2%	55.68	62.6	6.92	12.4%
Totals	11265.1	12686.1	1421	12.6%	11486.88	12686.1	1199.22	10.4%

When we look at HDD information in the weather section, we see that this year required 13% more heating energy and that has clearly had a significant impact on how our municipal buildings consumed energy.

Balancing the 12.6% increase in consumption with the 13% increase in HDD makes sense on a basic level however, every building has its own story. For example, as we mentioned earlier, the tennis bubbles low levels of insulation (not long ago they had no insulation), as an operator we would expect consumption to vary more radically than a conventional building. Monterey is a pleasant surprise, my hope is that the heat pump that was recently installed to air condition the Palm Court is helping with the heating load in the winter. If this is the case, it's a great exchange because their hydro is only up 5.4%, so this trade off helps with our GHG reduction goals. The main question is did your building react the way you expected it, and if not please let me know and I will assist you with this.

Another great bench mark for tracking conservation progress is to compare how much energy we use compared to HDD required. For Oak Bay the results are positive as we have lowered that from 5.46 GJ per HDD in 2010 down to 4.75 GJ per HDD in 2017. Conservation efforts are definitely paying off.

Energy Report for Municipal Buildings

2017 - 4th Quarter and Year End

Natural Gas Consumption since 2008

Municipal Buildings Natural Gas Consumption 2008 to 2012 in GJ										
	2008	2009	2010	2011	2012	2013	2014	2015	2016	2017
Rec Centre	9525.1	8837.3	9183.1	8273	7233	7720.4	7408.3	7589.9	7466.8	8140.1
Tennis Bubbles	2940.1	3201.1	2324.2	3066.9	2079.8	1912.8	1255.6	1580.7	1689.6	2198.2
Windsor	85.6	78.51	65.89	59.5	65.6	61.3	52.5	43.7	55.3	62.6
Henderson	1146.6	1347.9	824.44	997	860.1	602.7	561.8	465.8	472.7	552.3
Carnarvon	135.08	142.2	146.34	159.7	157.5	138.1	95.2	73.1	85.2	89.1
Monterey	719.3	701.58	679.89	651.5	587.4	536.9	516.2	460.7	591	608.9
Public Works	411.5	350.01	344.34	489.8	338.9	151.6	104.6	118.4	148.5	189.8
Municipal Hall	545.6	544.06	521.18	590.6	579.6	572.8	577.3	532.9	582.8	643.7
Police & Fire	311.7	217.18	207.1	341.2	330.5	327.2	266.4	210	173.2	201.4
Totals	15820.6	15419.8	14296.5	14629.2	12232.4	12023.8	10837.9	11075.2	11265.1	12686.1

*Was on Oil

Please have a look and see how your building has done over the years.

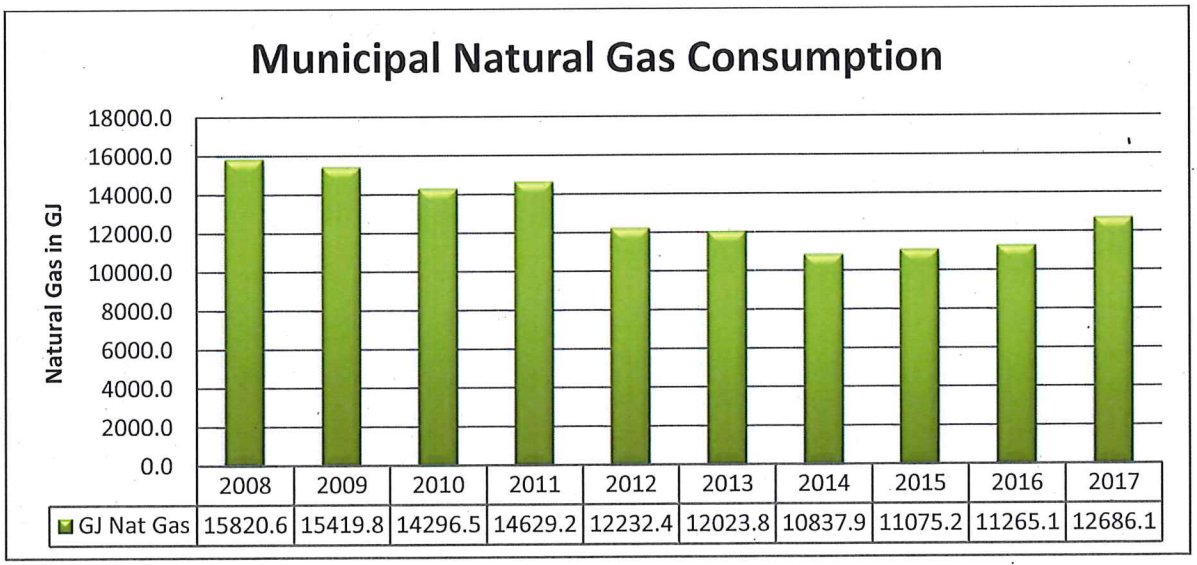

In 2016 we used 4555.5 GJ less natural gas than we did in 2008. This saved 230 tonnes of greenhouse gasses from entering the atmosphere and saved us over $60,000 over what we would have paid if still at 2008 levels. However, with colder weather and other factors 2017 saw Oak Bay losing some ground.

Energy Report for Municipal Buildings

2017 - 4th Quarter and Year End

Year End 2017 - Electrical

2017 Yearend electrical consumption VS 2016

Electrical Consumption 2016 VS 2017								
	Hydro Usage in kWh				Hydro Usage in kWh			
Full Year	2016	2017	Variance	%	5 Year Ave	2017	Variance	%
Carnarvon	19211	18906	-305	-1.6%	27329	18906	-8423	-30.8%
Fire Hall/Police	150343	174021	23678	15.7%	161414	174021	12607	7.8%
Municipal Hall	144840	142320	-2520	-1.7%	146904	142320	-4584	-3.1%
Henderson	112342	115774	3432	3.1%	114515	115774	1259	1.1%
Public Works	131848	150600	18752	14.2%	138018	150600	12582	9.1%
Rec Centre	2036445	2035815	-629	0.0%	2113130	2035815	-77315	-3.7%
Monterey	184863	194792	9929	5.4%	197020	194792	-2228	-1.1%
Tennis Bubble	282560	249440	-33120	-11.7%	301648	249440	-52208	-17.3%
Windsor	39922	54814	14892	37.3%	51994	54814	2820	5.4%
Totals	3102373	3136482	34109	1.1%	3251972	3136482	-115490	-3.6%

Electrical consumption for 2017, for the most part, is in line with what we would expect to see with the exception of one area, Windsor Pavilion. Windsor stands out mainly because, as we have mentioned before, last year's consumption levels were so surprisingly low. In fact last year was 23% lower than their five year average. This year was 5.4% higher than the average which is not surprising given the weather and knowing that this building is heated totally by electricity.

In fact most of the buildings that are in the red are buildings that use electricity for all or part of their heating needs.

Energy Report for Municipal Buildings

2017 - 4th Quarter and Year End

Electrical Consumption Since 2006

Below is a comparison of electrical consumption for our municipal buildings.

Municipal Buildings Electrical Consumption in kWh 2007 to 2017											
	2007	2008	2009	2010	2011	2012	2013	2014	2015	2016	2017
Rec Centre	2755500	2643000	2640900	2483700	2485800	2360400	2188651	2123515	2181225	2036445	2035815
Tennis Bubbles	430960	384880	395520	409520	313360	292640	320400	314960	340880	282560	249440
Windsor	74220	72600	72720	60120	68820	67980	62580	53185	49470	39922	54814
Henderson	108747	105148	94769	89730	87991	97994	125135	109323	110000	112342	115774
Carnarvon	57987	58270	45373	43886	45202	51522	37375	34160	26992	19211	18906
Monterey	233760	222400	219040	206080	219520	213600	208960	202240	194246	184863	194792
Public Works	177300	165360	162180	131760	139200	141058	142869	133975	130800	131848	150600
Municipal Hall	167040	156960	151680	150000	147840	142200	148800	150720	147840	144840	142320
Police & Fire	196080	212320	176800	165360	167760	159520	164960	168053	149693	150343	174021
Totals	**4201594**	**4020938**	**3958982**	**3740156**	**3675493**	**3526915**	**3399730**	**3290132**	**3331145**	**3102373**	**3136482**

- The electrical consumption for our municipal buildings has been reduced by 1,065,112 kWh over the last ten years. If we still used the same amount of electricity for these buildings in 2017 as we did in 2007 it would have cost the municipality $117,162 more last year.

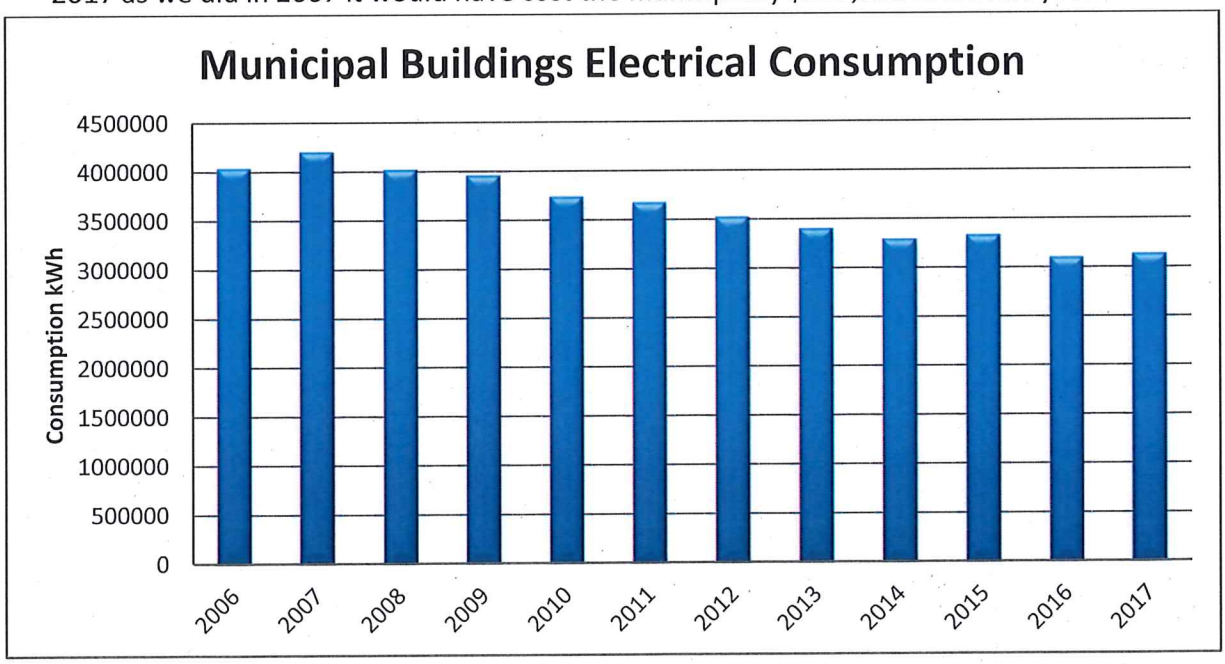

- Municipal buildings saw an impressive 26% drop in consumption from 2007 to 2016. However 2017 crept back up a bit likely due to cooler weather.

Energy Report for Municipal Buildings

2017 - 4th Quarter and Year End

Weather

Heating Degree Days (HDD) - From the UVIC weather site for the 4th quarter.

HDD	2010	2011	2012	2013	2014	2015	2016	2017
Oct	212.2	238.8	228.1	242.9	153.5	167.3	213.7	211.6
Nov	353.3	347.2	303	320.4	311.5	327.6	247	310.8
Dec	351.3	350.8	357.1	426.4	317.1	347	433	407.2
Total	916.8	936.8	888.2	989.7	782.1	841.9	893.7	929.6

- 35.9 More HDD were required this quarter compared to last year, that's a 3.9% increase over the same period last year.

Heating Degree Days required over the last few years.

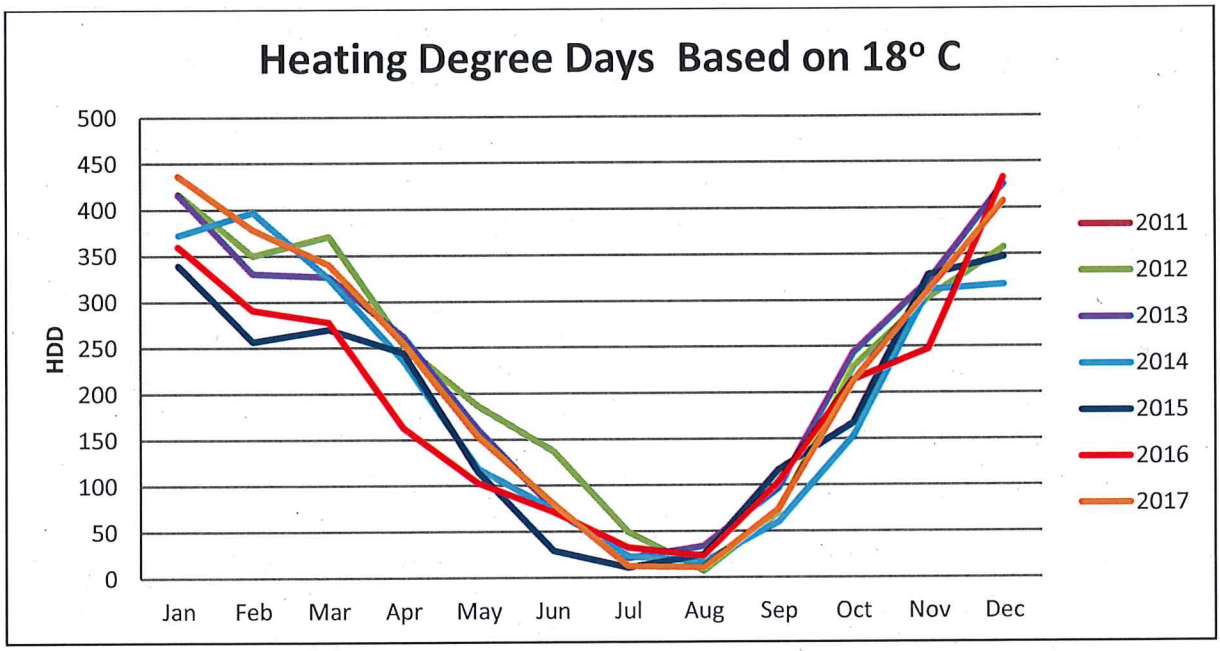

The HDD required in first half of 2017 was more than what we have seen in several years.

Energy Report for Municipal Buildings

2017 - 4th Quarter and Year End

A look at the total Heating Degree Days required over the last few years.

	2010	2011	2012	2013	2014	2015	2016	2017
Jan	317.8	392	416.8	415.9	372.4	339	359.6	436.5
Feb	282.1	391.1	349.9	330.1	397.2	256.8	290.9	378.2
Mar	300.8	339.8	370.6	327	325.1	269.9	277.4	340
Apr	258.9	318.2	253.2	261.8	235.4	244.1	162.9	254.3
May	203.4	214.8	186.1	160.2	118	114.4	102.7	152.7
Jun	115.4	103.1	137.2	74.8	73.4	29.2	71.3	80.2
Jul	55.7	60.4	49	21.4	22.9	10.8	32.2	12.3
Aug	53.9	34.4	7.2	34.3	17.6	24.6	23.3	10.7
Sep	114.9	73.7	71.1	96.7	60.2	116.4	103	73.2
Oct	212.2	238.8	228.1	242.9	153.5	167.3	213.7	211.6
Nov	353.3	347.2	303	320.4	311.5	327.6	247	310.8
Dec	351.3	350.8	357.1	426.4	317.1	347	433	407.2
Totals	2619.7	2864.3	2729.3	2711.9	2404.3	2247.1	2317	2667.7

Overall 2017 required 13% more heating energy than 2016 and was well ahead of the last three years.

Average temperatures over the last few years.

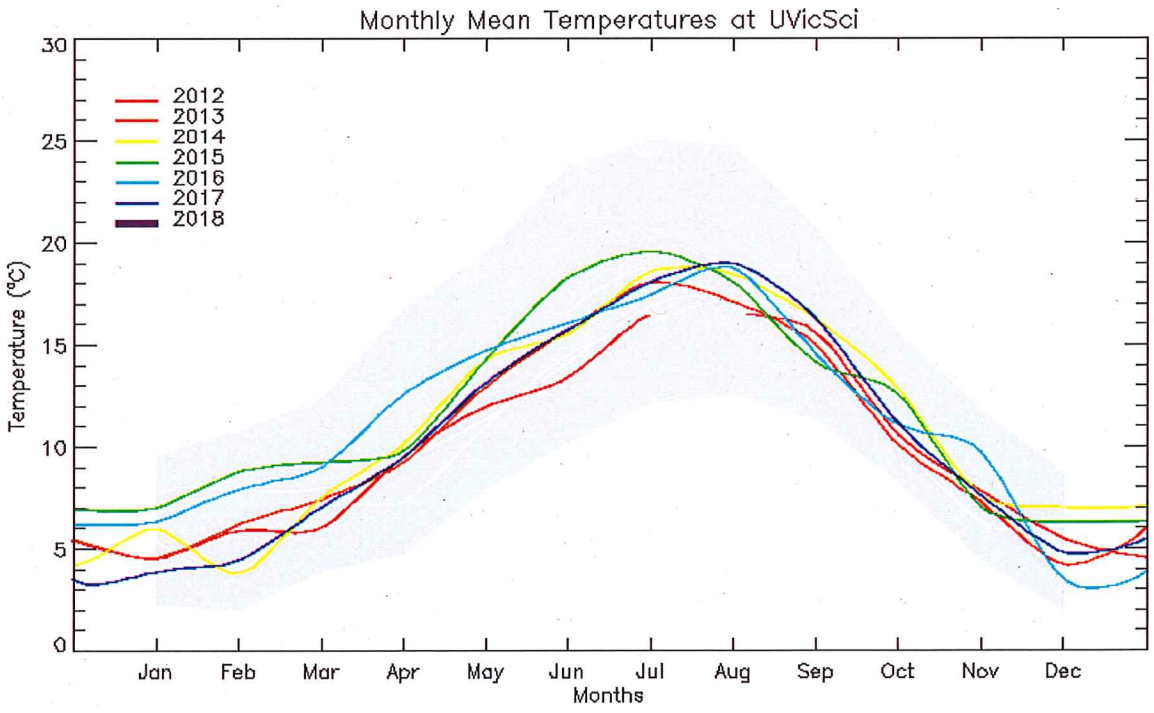

This graft shows just how much cooler it was for our first heating season of 2017 compared to 2016.

Energy Report for Municipal Buildings

2017 - 4th Quarter and Year End

Climate Change

Although we have been talking about how 2017 was cooler than the last few years here in our area, that is not the case for the planet as a whole. Last year I passed on some information about climate change and the headine read;

NASA: 2016 WAS THE WARMEST YEAR ON RECORD… AGAIN!

I thought I would give a quck update on this years climate head lines.

- **2017 was the second warmest year on record, just ahead of 2015 and behind 2016, according to NASA.**
- **The five hottest years on record have all occurred since 2010.**
- **The warming is directly attributable to human-caused greenhouse gases like carbon dioxide.**

Attached is a link that will explain things much better than I can and will give you a better understanding of how the information was gathered and how the science works.

https://www.nasa.gov/press-release/long-term-warming-trend-continued-in-2017-nasa-noaa

One of their insites is that "In an analysis where the effects of the recent El Niño and La Niña patterns were statistically removed from the record, 2017 would have been the warmest year on record."

This information drives home just how important it is for all of us to do all we can to make a positive difference and lowering our environmental foot print.

With our goal of having a 33% reduction of GHG by 2020 I would like to remind everyone to be extra vigilant with regard to energy conservation and to keep a close eye on your equipment to ensure that all heating systems are performing as efficiently as possible.

Thanks again for your continued conservation efforts.

Please call or email me with any comments, suggestions or questions.

Ken Olson
250 883 5908
Kolson.emc@gmail.com