

To: Parks & Recreation Commission
From: Director of Parks, Recreation & Culture
Subject: Oak Bay Half Marathon Request
Date: March 2, 2016



www.recreation.oakbay.ca

PURPOSE

Organizers of the Oak Bay Half Marathon have requested use of Windsor Park for the start and finish of the event. Although the event has been held in Oak Bay for a number of years, the request for use of Windsor Park is new, and requires the approval of the Parks, Recreation & Culture Commission.

BACKGROUND

The Oak Bay Half Marathon is a popular annual event that attracts up to 2,000 participants. This year's event will take place on Sunday, May 29th in the morning. In previous years the start/finish area has been in the Oak Bay village. However, due to concerns from residents, the organizers are requesting use of Windsor Park for the start, finish and post-race activities. A copy of the relevant portions of the application is attached.

The event would make use of the rugby field only (there will be baseball and cricket activities on the east side of the park). Organizers would be required to bring in additional portable washroom facilities at their expense, given the numbers expected.

ANALYSIS

The event is well established, and has been well run in past years. The Front Runners Athletic Club is a non-profit society, and portions of the funds raised will go to Santas Anonymous. Food and massages will be provided on site after the race, but there will be no sales taking place.

There is some potential for damage to the rugby pitch given the number of participants, but this will be mitigated by a planned two week maintenance closure in early June which will allow time for the field to recover.

Additional staff will be scheduled to address garbage and cleanliness issues, with those costs to be passed on to the organizers.

RECOMMENDATION

THAT the Parks, Recreation & Culture Commission approve the use of Windsor Park for the 2016 Oak Bay Half Marathon.

A handwritten signature in black ink, appearing to read "Ray Herman", is written over a large, light-colored scribble or stamp.

Ray Herman
Director of Parks, Recreation & Culture

To: Parks & Recreation Commission
From: Director of Parks, Recreation & Culture
Subject: MEC Paddlefest 2016
Date: March 2, 2016



www.recreation.oakbay.ca

PURPOSE

Mountain Equipment Co-op has requested use of Willows Park and beach area for their annual Paddlefest. This year's event is proposed for Saturday, June 25th. Given the new date in June as opposed to the previous July dates, and given the Commission's previous discussions around events in Willows Park, this request is brought forward for the Commission's approval.

BACKGROUND

Paddlefest is a well run and well attended event, having produced no operational concerns in past years. This year the date has been moved to late June as opposed to mid-July. Willows Park is available on that date.

The Commission is being asked to consider the use of Willows Park for the event. If approval is granted, the organizers will need to obtain approval from Council for the ancillary sales.

RECOMMENDATION

THAT the Parks, Recreation & Culture Commission approve the use of Willows Park for the 2016 MEC Paddlefest on Saturday, June 25th.

A handwritten signature in black ink, appearing to read "Ray Herman", written over a large, light-colored scribble.

Ray Herman
Director of Parks & Recreation

Programs

Culture

- Council has approved the new Terms of Reference for the Arts Laureate which provides a direct reporting link to the Commission.
- The Arts Laureate and her committee have selected 12 works of art for this year's public art display.
- The Oak Bay Marine Group has donated \$10,000 to the municipality to establish seating and a performance area around the Salish Sea art piece.
- Due to the success of the concerts in the Upstairs Lounge there have been extra concerts planned over and above the biweekly concerts.
- The new Arts and Culture Programmer has started her new position and will be working with the manager to transition into this new role.

Aquatics

- Recreation Oak Bay's Aquatics department is excited to have brought on three new Water Safety Instructor transfer candidates since the beginning of January. This course is designed to bridge swim instructors from other organizations over to the Red Cross Swim Instructor program. As the only provider of this new program on the Island, candidates are travelling from as far as Courtenay in order to take their courses at our facility including a candidate transferring their certifications from Australia!
- In celebration of Valentine's Day, the evening swim and skate sessions were offered for one drop-in admission on Friday, February 12th.
- The Aquatics team conducted practical interviews for eight hopeful Water Safety Instructor applicants. Six applicants have been chosen and will be offered instructing positions for the Spring swim lesson set.

Fitness

- Seventy-four participants are registered in the TC Run Clinics and receive tips and support on everything from the correct footwear to injury prevention. The clinics are held at Henderson Recreation Centre on Tuesday 6-7:30pm and at Windsor Pavilion on Thursday 6-7:30pm. The clinic cost of \$134 includes the race registration fee, technical shirt, and a training manual.

Community Recreation

- Afterschool Care registration for the 2016/2017 school year is now underway with 140 applications being received to date.
- The daycare children learned about Chinese New Year with special snacks and out trips to Chinatown and Fairways Market, along with Valentines and Families themes this month on top of all their regular activities.
- Sixty-three children, along with their parents and caregivers (over 100 people in total), participated in the free family event held in the Henderson Recreation Centre gymnasium from 5:15 – 8:30pm on Friday February 5th, 2016. Staff set up an obstacle course along with parachute games, the bouncy castle, craft tables, face painting and sporting activities. Each child was given a passport to collect a stamp after participating in each activity and once the passport was filled they could submit it to win prizes. Free healthy snacks were also offered. Many thanks to BCRPA for their generous grant donation of \$1000 for the Family Day Family Fun Gym Time. At 7pm the gym was cleared and set up for the older children and their caregivers to take part in a basketball and floor hockey game.

Program, Parks and Physical Plant Report February 2016
Parks, Recreation & Culture Commission Meeting March 2016

Upcoming Events

- Friday, March 4th – West My Friend perform in the Upstairs Lounge, Oak Bay Recreation Centre, 6:00pm doors open, Music at 7:30pm.
- Friday, March 11th - Bijoux du Bayou perform in the Upstairs Lounge, Oak Bay Recreation Centre, 6:00pm doors open, Music at 7:30pm.
- Saturday, March 12th – Pot O’Gold Kindergym - Henderson Recreation Centre - 11am – Noon.
- Sunday, March 13th - St. Patrick’s Day Skate & Swim for one admission price 12pm-4:30pm (skate) and 1pm - 5pm (swim).
- Tuesday, March 15th - St. Patrick’s Day Everyone Welcome Skate - 6:30pm -7:45pm.
- Thursday, March 17th – St Patrick’s Day Midnight Skate for \$3 admission and \$2 rentals – midnight - 1:30am.
- Friday, March 18th – Cookeilidh perform in the Upstairs Lounge, Oak Bay Recreation Centre, 6:00pm doors open, Music at 7:30pm.
- Saturday, March 19th - Earth Hour Everyone Welcome Skate - 7:30pm-8:45pm and Swim 8:30pm – 9:30pm.
- Wednesday, March 23rd - Easter Luncheon – Monterey Centre – 11:30am.
- Sunday, March 27th - Easter Kindergym Surprise - Henderson Recreation Centre - 11am – Noon.
- Sunday March 27th – Easter Swim & Skate – 1pm – 5pm (swim), 12pm – 4:30pm (skate).
- Saturday, April 2nd & Sunday, April 3rd - The Note-Ables Spring Revue – tickets available at Monterey Centre.
- Thursday, March 10th - St Patrick’s Dinner – Monterey Centre - 5:30pm – 8pm.

Maintenance

- Monterey woodcrafters are looking at installing a new air filtration system in their shop. This system will remove all the dust particles that tend to float in the air.
- The system for room setups and cleaning of the NLC has been working well. Staff are doing a great job at keeping the facility looking new! Two auxiliary staff have just been hired to work on the weekends to keep the facility clean and secure. Two additional staff have also been hired to help around the Recreation Centre as needed.
- The first grooming of the new indoor turf will take place at some point during March. The turf is holding up well for the variety of sports that are utilizing the space.

Parks

- Parks staff have finished the winter/spring tree planting for 2016.
- The Golf course will be opening March 12/2016- weather permitting.
- The boulevard crew is busy curb edging throughout the municipality.
- Some irrigation improvements have been made in garden beds at the Henderson Center and golf course. These beds used to be hand watered.
- Five new memorial benches will be installed in the Municipality this month; two at Turkeyhead walkway, one at Willows beach, one at the rear of the Henderson Center and one at Oakdowne Park.
- The garden crews are busy with seasonal maintenance.

Tree Report

For the Month of February

Tree planting season is underway now with four people for five weeks. Two finished their time February 12 and the other two are finished on Friday Feb 26. Since the beginning of January we have planted 87 trees. 16 of these trees are

Oak Bay Parks: Report on Administration of Tree Protection Bylaw (#4326, 2006)

Protected trees: permits for removal, replacements

2015	Private Property						Municipal Property				
	Permit Requests (S.2 or s.16)	Permits approved		Trees removed		Total Trees Removed	Replacement Trees Required	Trees Removed (s.22)	Replacement trees		
		Removal s.2	Pruning s.16	Protected	Building (s.2 or s.3)				Native	Others	Total
Jan	23	10	17	4	8	12	2	4	5	10	15
Feb	15	4	13	1	3	4		4	13	26	39
Mar	32	5	30	9	3	12		2	1	2	3
Apr	23	12	13	11	5	16		5	1	1	2
May	24	14	14	12	8	20		0			0
Jun	34	16	21	13	10	23		10			0
Jul	16	7	11	3	16	19		14			0
Aug	25	12	20	8	7	15		5			0
Sep	21	8	15	3	5	8		6			0
Oct	28	10	21	11	3	14		3			0
Nov	21	11	13	9	10	19		7	9		9
Dec	16	7	7	5	4	9		8			0
Totals	278	116	195	89	82	171		17	29	39	68
						Key Totals		171		26	66

Note: "Trees Removed-Building" includes trees removed within building envelope;

replacement trees required only for trees removed outside building envelope

Key bylaw sections: s. 2 Permit required under this bylaw or development permit to cut down or damage a protected tree

s. 3 Trees within building envelope

s. 10 Replacement trees required, security deposits

s. 16 Pruning only

s. 22 Trees on public property

Protected (native) species: Garry oak, Arbutus, Pacific Yew, Black Hawthorn, Pacific Dogwood

Security deposits:	#	Amount
Year-to-date:		
Received	13	\$11,000
Refunded	3	\$2,500
Forfeited		

Tickets issued:	#	Amount
(YTD)	2	\$0

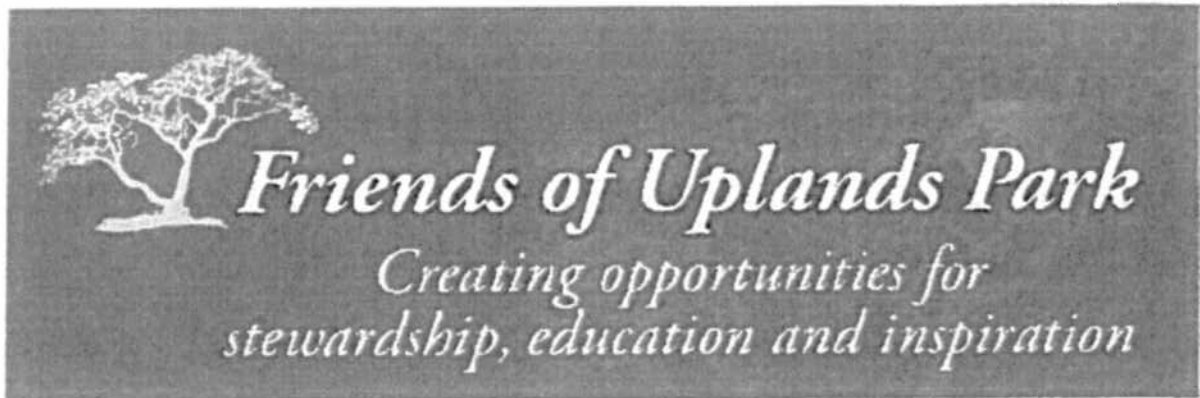
PARK EVENTS - 2016

PARK AREA Date Day EVENT

PARK	AREA	Date	Day	EVENT
January 2016				
Windsor Park	Parking Lot	Dec 27, 28, Jan 1,2,3,9,10		CW Rugby Christmas tree shredding
March 2016				
Kiwanis Park	Greenspace	March 6th, 2016	Sun	OakCrest Preschool - Hop A Thon (10am - 1pm)
Willows Park	Parking Lot	March 5th, 2016	Sat	"Shred It" Fundraising Event - 9am - 1pm
April 2016				
Willows Park	Parking	April 26th, 2016	Sun	TC Half Marathon will go by Willows possibly disrupting parking/access
May 2016				
Uplands	Midland Road (South Cuidesac)	May 13th, 2016	Fri	Oak Bay High Grad Block Party, 2pm - 7:30pm
Willows Park	Greenspace	May 1st, 2016	Sun	Alzheimers Society Charity Walk 7am-1pm *pending approval
June 2016				
Carnarvon Park	Water Park	June 15th, 2016	Wed	Doncaster School (10:45am - 2:30pm)
Oak Bay Ave	Municipal Front Lawn	June 8th, 2016	Wed	Night Market 3-9pm
Willows Beach	Greenspace/Field	June 16th, 2016	Thu	Gordon Head School Gr 6 field trip 10am-2pm (110 kids)
Willows Beach	Greenspace/Field	June 3rd - 5th, 2016	F-Su	Oak Bay Tea Party
July 2016				
Oak Bay Ave	Municipal Front Lawn	July 13th, 2016	Wed	Night Market 3-9pm
Oak Bay Marina	Queens Park	July 16th, 2016	Sat	Wedding 11-3pm (75 people expected)
Willows Beach	Greenspace	July 16th, 2016	Sat	Avocette Technology Picnic (11am - 3pm)
Windsor Park	East Fields	July 23rd, 2016	Sat	Jaguar Car Club Event 7am-5pm
August 2016				
Anderson Hill		August 20th, 2016	Sat	Wedding 10am - 2pm
Anderson Hill		August 20th, 2016	Sat	Wedding 3pm - 4:30pm
Anderson Hill		August 27, 2016	Sat	Wedding 12pm - 4pm
Oak Bay Ave	Municipal Front Lawn	August 10th, 2016	Wed	Night Market 3-9pm
Willows Beach	Greenspace	August 13th, 2016	Sat	Our Place Society Picnic (12pm - 4pm)
Windsor Park	Rose Garden	August 20th, 2016	Sat	Wedding 1-5pm
September 2016				
Anderson Hill		September 3rd, 2016	Sat	Wedding 6pm - 8:30pm
Oak Bay Ave	Municipal Front Lawn	14-Sep-16	Wed	Night Market 3-9pm
Willows Park	Greenspace & South Beach	September 10th, 2016	Sat	Paddle for Health 7am-4pm

PARK EVENTS - 2016

October 2016					
Uvic/Henderson Road	Various roads near UVIC	October 2nd, 2016	Sun	CIBC run for the cure (no park impact, roads only)	
Beach Dr.	Various roads	October 9th, 2016	Sun	Goodlife Fitness Victoria Marathon 6:30am - noon	
November 2016					
Programs on Fields					
Windsor - Rugby	Willows	Little Gyro/Kiwanis		Carmarvon Lacrosse	
2016 Field Closures					
All Fields	Dec 14, 2015 - Jan 15, 2016				
Carmarvon/Fireman's Park	March 7th - 25th, 2016				
Henderson Park	March 7th - April 1st, 2016				
Windsor East Park	March 21st - April 1st, 2016				
Lafayette Park	June 6th - June 24th, 2016				
Windsor Rugby	June 6th - June 24th, 2016				
All Fields	August 22nd - September 2nd, 2016				



Friends of Uplands Park Annual Report for 2015

Prepared by Margaret Lidkea, Friends of Uplands Park Chair

Context: This Annual Report has been prepared by the Friends of Uplands Park (FOUP) for the 2016 annual funding application to the Municipality of Oak Bay.

Submission Date: The Grant Application and the 2015 Friends of Uplands Park Annual Report Package was submitted January 27, 2016.

Friends of Uplands Park Mission Statement:

To create opportunities for stewardship, education and inspiration.

Friends of Uplands Park Mandate:

- a. Support initiatives for protecting the ecosystems of Uplands Park.
- b. Educate our community on the natural and cultural history of Uplands Park.
- c. Celebrate the creativity inspired by Uplands Park.
- d. Facilitate research/documentation focusing on Uplands Park
- e. Seek out local knowledge about Uplands Park.

Friends of Uplands Park Steering Committee Members (2015):

Ron Carter, John Dick, Matt Fairbarns, Chris Garrett, Elizabeth Garrett (Associate Treasurer), Anna Graham (Secretary), Chris Hyde-Lay (Oak Bay Parks), Margaret Lidkea (Chair) KM - Kathleen Matthews (Co-Chair until June, Treasurer until June), Christina Ross (Sept to Dec.), Cathy Savage (Treasurer from Sept to Dec.) Wylie Thomas, Kevin Webber. *Steering Committee meetings were held twice in 2015 at the home of Margaret Lidkea as FOUP-SOUP Meetings and 3 times in the Oak Bay Rec Centre Board Room. Most of our business is conducted over email or when we get together for events. Several 8:00AM meetings with Chris Hyde-Lay at Oak Bay Parks.*

Kathleen Matthews is now looking after Social Media, including a new registered domain website and Facebook page. She also removes ivy as an individual.

www.friendsofuplandspark.org

2015 Events FOUN



January to December **Monthly Bird Walks** with expert Birder, Geoffrey Newell. Held on Saturday mornings starting at Cattle Point, the walk moves into the park identifying common and rare species by sight and sound. Several rare birds were seen this year, possibly because of restoration and closing areas.

180 people for 12 Walks

February 12 7 to 9pm. ***Sacred and Healing Plants of Uplands Park*** – Dr. Nancy Turner with Songhees Elder Sellamah welcoming everyone to her native land – partnering with the OB Heritage Commission at Windsor Pavilion

150 people attended



April 26 – ***Botanical Walk*** with the Field Tripper Series of the RBCM – Dr. Ken Marr, Eric Wheeler and James Miskelly organized with Chris O'Connor

100 people

May 2 – ***Embrace the Night and Wildflowers*** with Ron Carter

50 people met at Cattle Point to enjoy the sea of blue camas and then wandered through Uplands Park before the full moon rose.



May 3 – Camas Day and Native Plant Garden Tour Partnering with HAT.


50 people listened to the *Bald Eagles band*, looked at the displays of native plants and invasive plants, entered the draw for native plants, took some free native plants home and followed Wylie and Kathleen on tours through Uplands Park to see where different native plants preferred to grow.



June 14 – Willows Beach Seine Net – Field Tripper Series of the RBCM – Melissa Frey, Gavin Hanke, Darren Copley and Phil Lambert organized with Chris O'Connor

A large beach seine net was taken out over the eel grass beds and dragged into shore. People stayed on the outside to protect the animals caught inside. Specimen were gathered by the RBCM experts and by the families in FOUP's containers. The experts identified many of the hundreds of animals caught, told interesting habits of these marine creatures and answered many questions.

100 people





September 20 - 1 to 3pm - **Insect Walk** with Claudia Copley, RBCM Entomologist and Darren Copley, RBCM Arachnologist. People discovered many insects and spiders hiding in the Garry Oak trees and the grasslands after the rain. Claudia and Darren identified them and told special stories that intrigued everyone.

November 3 – 7 to 9pm **Oak Bay Urban Forest Panel** - partnership with OB Parks, Habitat Acquisition Trust and Friends of Uplands Park at Windsor Pavilion. Panelists Chris Hyde-Lay, Oak Bay Parks, Adam Taylor and Jill Robinson of HAT, Ron Carter, certified arborist and Matt Fairbarns, botanist, Parks and Recreation Commission, of FOUP presented 20 minute talks and power points on what an Urban Forest is, the HAT study showing the decrease of Urban Forest cover in Greater Victoria over the last 5 years, the reasons for this, the benefits of the Urban Forest, the challenges faced by Oak Bay Parks and other municipalities and the plans for an Urban Forest Strategy in Oak Bay.

92 people



November 8 – 10 to 12noon –**Tree Appreciation Day** with **Oak Bay Parks**– Beach Drive entrance

11:30am to 1pm – **Urban Forest Walk** through Uplands Park and Uplands with **James Miskelly** of HAT, **Ron Carter** of FOUP and **Dr. Larry McCann** of UVic, expert on the development of Uplands, the first development that considered the urban forest landscape. James and Ron discussed the Garry Oak Ecosystems as our local ecosystem and how it needs to be considered as essential to the Urban Forest, including both public and private lands. Its trees and other plants can be planted to form small areas

joining the natural park areas of GOE.

Many of these plants were shown in their beautiful fall foliage,

including the Black hawthorn and Cascara. Ron gave evidence of the Garry oak being a "polite" tree. The importance of GOE Restoration was discussed.



From Midland Larry led the group along the old tramline planned for the Uplands Development in the early 1900's. Each person was given old maps of the area before development and Larry gave a talk about the history. In Uplands, beautiful landscapes are evident with a diversity of trees, including native ones. The homes have ocean views and Uplands feels like a park with winding roads and excellent tree canopy. Many of the trees are becoming old and it was noted that planting of young trees is needed to plan for the future.



MARINE KIOSK

Chris Garrett and Jacques Sirois have been working with Matthias Reinicke of *Lime Design* on the design of the 4 panels of the kiosk. The structure will be similar to the GOE kiosk.


Funding applications for the Cattle Point Marine Kiosk has continued:

Oak Bay Council	\$5000
FOUP (start up funding)	\$1525
VNHS	\$1000
Parks and Rec of G Victoria	\$1000

More is expected from other sources in 2016.

INVASIVE PLANT REMOVAL

January **Carpet Burweed Removal** Wylie Thomas,
Restoration Ecologist, hours below
With OB Parks tiger torching some areas



January 31 **Anderson Hill Invasive Removal** with the **Green Team of Greater Victoria**
FOUP does outreach at Anderson providing advertising, expertise and tools. Most of the
invasive plants were English ivy, with a few Scotch broom and gorse.
30 people for 89 hours

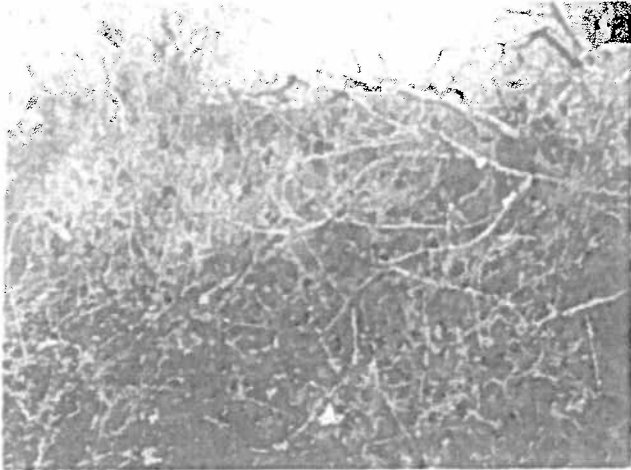
February 15 **Invasive Plant Removal** – Volunteers
crawled on Cattle Point, digging out carpet burweed
and putting it in a bag to be burned later. Some
people removed ivy from the Trembling aspen.
14 people for 28 hours

February 22 **Invasive Plant Removal** –ivy, Daphne
27 people for 58 hours



March 1 **Invasive Plant Removal with
the Green Team of Greater Victoria**– carpet
burweed, ivy, Daphne
9 FOUP people for 23 hours
19 GT people for 61 hours
28 people for 84 hours

April 12 **Ivy Removal** – A small group worked to remove English ivy and Daphne along the Cattle Pt entrance road before the first boat launch.



9 people for 23 hours

July 14, 21, 28 and 30 **St. Michaels University School Summer Program** -1 to 4pm each day learning about restoration, removing ivy from oaks, gathering seeds, removing crow garlic, exploring inter-tidal areas. Ivy was removed from the inner side of the Cattle Point entrance road.

70 people participated and did 100 hours of ivy, seeds, crow garlic work





Oak Bay Parks picking up the "weeds" to chip and compost.

Sept 27 - 1:30 to 3pm - **Nature Kids Invasive Removal Program**– (only for people that have signed up with the Nature Kids program through the Victoria Natural History Society.)



Families had rambled through the park learning about some native plants, and invasive plants and how they are impacting the natural areas, plants and animals.

10 people for 0.5 hours each, totaling 5.5 hours



October 1 & 18 1 to 4pm – **Annual Ivy & Broom Bash with the Greater Victoria Green Team**

This annual event, since 1995, attracted 10 Green Team, 36 Girl Guides and 15 community members including UVic and secondary students

61 people for 169 hours



October 8, 15, 22, 29, November 5, 12, 19
Ecokeepers on Anderson Hill Park

Students walked over to Anderson Hill, learned about some of the native and invasive plants and decided to work in a densely infested area of English ivy “trees” against the west side fence.

Huge piles of ivy and some gorse were left for Oak Bay Parks to remove, chip and compost.

22 students for 88 hours



October 16, 20, 22, 30, November 19, 24

Willows Elementary Restoration Program

Five teachers walked their K to Grade 4 classes to the Dorset entrance of Uplands Park to learn about the Garry Oak Ecosystem, the native plants and the challenges of this endangered ecosystem, including several of the invasive plants. After an hour or so ramble, students then cut down snowberry to allow them to remove invasive ivy beside a huge 150 to 200 year old Garry oak tree off of Dorset towards the central meadow. Several of its limbs are damaged and one bends down to touch the ground. It may be a "treaty oak". The Songhees would bend the branch of a young oak down to the ground and keep it there with weights to indicate that an agreement or treaty had been made.

144 students for 87.5 hours



November 16 St. Patrick's School Restoration Program

Grade 3 students learned about the GOE and removed ivy

20 students for 5 hours

Grade 4 was cancelled due to stormy weather

November 29 Invasive ivy Removal for Canada Scout Award

James Darby planned the event to have his Scout group and some family members remove ivy from along the Cattle Pt. entrance road; this effort includes leadership, community and environment. 17 people for 32 hours

November 29 Daphne Removal

A group of FOUP members removed Daphne and some ivy in an area worked on by the Summer crew. 9 people for 17.5 hours

December 2 Invasive Removal Experiment

St. Patricks Tara Wild – A 2 meter by 4 meter plot across from the GOE kiosk was marked and measured for an experiment using “Lasagne Mulching”.

The plants were documented: most as non-native grasses; some Camas, a few dandelions and cousins, and a couple of buttercups. One half, 1m x 4m) was left as a control. The other half had a layer of folded newspapers placed on top and overlapping. About 3 inches of leaf mulch was placed over that; then another layer of newspapers and more leaf mulch. Students made hypotheses and will return in late April or May to observe.



Grade 6 - 1 to 1:45pm Grade 7 - 2 to 2:45 pm.
27 students for 18 hours

December 6 Invasive Removal with Greater Victoria Green Team and St. Michael's University School

FOUP - 4 people 12 hrs + GVGT (includes 6 St. Michaels) 22 for 53 hrs
26 people 65 hours



INDIVIDUAL REMOVALS

Sept to Dec **Ivy Removal** Kathleen Matthews at different times 1 person for 16 hours

Jan to Dec **Invasive Removal** Wylie Thomas at different times 1 person for 107.5 hours

Invasive Plant Removals

Public	8 days with	204 people	533.5 hours
St. Michaels's Summer Sch	4 days	70 students for program and	100 hours inv rem
Monterey M Sch Ecokeepers	8 days	22 people	88 hours
Willows Elem School	6 classes –	144 students for programs and	87.5 hrs inv rem
St. Patricks School	3 classes	47 students for programs and	23 hours inv rem
NatureKids VNHS	1 groups	10 people for program and	5 hours inv rem
Scout Canada Award	1 group	17 people	32 hours
Individuals		2 people	123.5 hours
Total Invasive Removals	32 days	490 people	992.5 hours

PLANTING

October 25 **Plant Natives** The demonstration area north of the Uplands Park sign had more invasive grasses removed so that native plants could be planted. Plants included:

Achillea millefolium	10 cm X 36
Carex inops ssp. inops	10 cm X 36
Cerastium arvense	10 cm X 54
Danthonia californica	plugs X 470
Luzula multiflora	10 cm X 54

8 people for 19 hours

November 7 **Nature Kids Restoration Planting** – In the area where the group removed ivy and more was removed later, the families planted: 1 Garry oak, 1 Indian plum, 18 camas, 11 oat grass, 5 *lomatium nudicauli*, 15 buttercup, 26 spring gold. Some plants were purchased by *Nature Kids* from Saanich Native Plants; other donated through Wylie and Margaret

15 people planting for 22 hours



November 8 **Tree Appreciation Day with Oak Bay Parks** 36 people attended:
8 planted camas bulbs for 12 hours
18 planted oak trees, bushes etc for 25 hours

Total 26 people planted for 37 hours



November 21 **Planting Camas Lane** 4th Victoria
Pathfinders – Four teenaged girls and 2 leaders
planted 30 one gallon pots of camas and 36
Spring gold plants along the north side of the path at
the top of the stairs to Willows beach. Oak Bay
News featured a photo on the front page.

Total Planting: 55 people for 84 hours

***The volunteer hours of the Steering Committee and the leaders preparing the events and programs are not documented, but are very large.**

We have particularly enjoyed our partnerships with GOERT, HAT, the RBCM, the VNHS, the Oak Bay Heritage Committee, CAOB, the Oak Bay Parks and Recreation, Oak Bay Parks and Recreation Commission and the Oak Bay Mayor Jensen and Council and the Parks council representative, Hazel Braithwaite.

The Friends of Uplands Park thanks all of our volunteers, these organizations, their volunteers and staff members, with great appreciation for their expertise and continued support to FOUP to provide opportunities for stewardship, education and inspiration in Uplands Park.

2015 Events and Statistics compiled by Margaret Lidkea

- Monthly **Bird Walks** on the last Saturday given by Geoffrey Newell – average about 15 people
- January **Carpet Burweed Removal** – Wylie Thomas – hours below
With OB Parks tiger torching some areas
- January 31 **Anderson Hill Invasive Removal** with the **Green Team** of Greater Victoria
30 people for 89 hours
- February 12 **Sacred and Healing Plants of Uplands Park** – Dr. Nancy Turner and Songhees Elder
Sellamah – partnering with the OB Heritage Commission at Windsor Pavilion
150 people attended
- February 15 **Invasive Plant Removal** – carpet burweed, ivy
14 people for 28 hours
- February 22 **Invasive Plant Removal** –ivy, Daphne
27 people for 58 hours
- March 1 **Invasive Plant Removal** with the **Green Team** of Greater Victoria– carpet burweed,
ivy, Daphne
9 FOUP people for 23 hours, 19 GT people for 61 hours – 28 people for 84 hours
- April 12 **Ivy Removal** – 9 people for 23 hours
- April 26 – **Botanical Walk** with the Field Tripper Series of the RBCM – Dr. Ken Marr, Eric Wheeler
and James Miskelly organized with Chris O'Connor
100 people
- May 2 **Embrace the Night and Wildflowers** starting at Cattle Point with Ron Carter
50 people
- May 3 **Camas Day and Native Plant Garden Tour** Partnering with HAT.
50 people
- June 14 **Willows Beach Seine Net** – Field Tripper Series of the RBCM – Melissa Frey, Gavin
Hanke, Darren Copley and Phil Lambert organized with Chris O'Connor
100 people
- July 14, 21, 28 and 30 **St. Michaels University School Summer Program** -1 to 4pm each day
learning about restoration, removing ivy from oaks, gathering seeds, removing crow garlic, exploring
inter-tidal area: 70 people participated and did 100 hours of ivy, seeds, crow garlic work
- Sept 20 **Insect Walk** with Claudia Copley, RBCM entomologist. 18 people
- Sept 27 **Nature Kids Invasive Removal** – only for people that have signed up with the Nature
Kids program through the Victoria Natural History Society.) 10 people for 0.5 hrs or 5 hours.
- October 8 **Monterey School Anderson Hill Ecokeepers** – 22 students for 5.5 hours
- October 15 **Monterey School Anderson Hill Ecokeepers** – 22 students for 5.5 hours

- October 16 *Willows School Restoration program Lara Kremler Gr 4 – 30 students for 22.5 hours
- October 17 & 18 *Ivy & Broom Bash* with the Greater Victoria Green Team
 10 Greater Victoria Green Team – 30 hours; 36 Girl Guides – 91 hours; 15 community - 48 hours
Total 61 people for 169 hours
- October 20 *Willows School Restoration program Evelyn Morales Gr 1/2 – 25 students for 7 hours
- October 22 Monterey School Anderson Hill Ecokeepers – 22 for 11 hours
- October 22 *Willows School Restoration program Emmanuelle Henry Gr 4 – 22 students – 11 hours
- October 25 *Plant Natives* 8 people for 19 hours
- October 29 Monterey Ecokeepers - 22 students for 11 hours
- October 30 *Willows school Restoration program Lisa Owen Gr 2 – 21 students for 7 hours
- November 3 – 7 to 9pm **Oak Bay Urban Forest Panel** - OB Parks, Habitat Acquisition Trust and Friends of Uplands Park at Windsor Pavilion. – 92 people
- November 5 Monterey Ecokeepers – 22 people for 11 hours
- November 7 **Nature Kids Restoration Planting** – only for families that have signed up for the Nature Kids program – 1 Garry oak, 1 Indian plum, 18 camas, 11 oat grass, 5 *lomatum nudicauli*, 15 buttercup, 26 spring gold – 15 people planting for 22 hours
- November 8 – 10 to 12 pm **Tree Appreciation Day** – Beach Drive – 36 people attended with most planting Garry oak trees, bushes spring gold and camas bulbs in areas of restoration
- November 8 – 11:30am to 1pm **Urban Forest Walk through Uplands Park and Uplands** with James Miskelly of HAT, Ron Carter and Wylie Thomas of FOUP and Dr. Larry McCann of UVic, expert on the development of Uplands, the first development that considered the urban forest landscape. Meet at the Beach Drive Uplands Park sign. – 18 people
- November 12 Monterey Ecokeepers – 22 people for 11 hours
- November 16 **St. Patrick's Invasive Removal Program** Tara Wild Grade 3 1:05 to 2:30pm.
 20 students for 5 hours
- November 17 **St. Patrick's Invasive removal & planting** Tara Wild Grade 4 1:05 to 2:30pm
 Cancelled because of weather. To be rebooked in winter 2016.
- November 19 Monterey Ecokeepers – 22 people for 33 hours
- November 19 Willows School Restoration Emmanuel Henry Grade 4 23 students for 23 hours
- November 21 **Planting Camas Lane** 4th Victoria Pathfinders – 6 people for 6 hours planted 30 one gallon pots of camas and 36 Spring gold plants

November 24 **Willows School Restoration program** Gabrielle Lyall Grade 2 – 23 students for 18 hours

November 29 **Invasive Ivy Removal - Canada Scout Award** James Darby
17 people for 32 hours

November 29 **Daphne Removal** 9 people for 17.5 hours

December 2 **Invasive Removal Experiment** St. Patricks Tara Wild - "Lasagne Mulching" using paper and leaf mulch
Grade 6 - 1 to 1:45pm
Grade 7 - 2 to 2:45 pm. 27 students for 18 hours

December 6 **Invasive Removal** with Greater Victoria Green Team and St. Michael's FOUP - 4 people 12 hrs + GVGT (includes 6 St. Michaels) 22 for 53 hrs= 26 people 65 hours

Sept to Dec **Ivy Removal** Kathleen Matthews at different times 1 person for 16 hours

Jan to Dec **Invasive Removal** Wylie Thomas at different times 1 person for 107.5 hours

TOTALS

Public Events and Programs – 10 with 794 people and 12 Bird Walks with 180 people

Invasive Plant Removals

Public	8 days with	204 people	533.5 hours
St. Michaels's Summer Sch	4 days	70 students for program and	100 hours inv rem
Monterey M Sch Ecokeepers	8 days	22 people	88 hours
Willows Elem School	6 classes –	144 students for programs and	87.5 hrs inv rem
St. Patricks School	3 classes	47 students for programs and	23 hours inv rem
NatureKids VNHS	1 groups	10 people for program and	5 hours inv rem
Scout Canada Award	1 group	17 people	32 hours
Individuals		<u>2 people</u>	<u>123.5 hours</u>
Total Invasive Removals	32 days	490 people	992.5 hours

Planting Native Plants

Public	2 days	34 people	56 hours
NatureKids	1 day	15 people	22 hours
Camas Lane	<u>1 day</u>	<u>6 people</u>	<u>6 hours</u>
Total Planting	3 days	55 people	84 hours

Invasive Removal: 490 people for 992.5 hours

Planting: 55 people for 84 hours

Program Time (not invasive removal) = 50 hours

Birds 12 x2 =24 hours

Other Public Events: Turner 2; Botanical Walk 2; Camas 1; Beach 2; Insect 1.5; Urban Forest 3; Urban Forest Walk 2 = 13.5 hours

School programs/groups: 13 classes 12.5 hours

Volunteer hours meeting, organizing and presenting these are not included.

Total Participants: 794 + 180 + 490 + 55 = 1519 people

Total Number of Events, Programs and Stewardship: 12 +10 +32 +3 = 55

Total Friends of Upland Park Members 419 receiving emails

New Website by Kathleen Matthews: *friendsofuplandspark.org* and Facebook have many "likes

OAK BAY PARKS AND RECREATION
STATEMENT OF REVENUE AND EXPENDITURE SUMMARY

FOR THE MONTH OF JANUARY 2016
COMPARED TO THE MONTH OF JANUARY 2015

	2016			2015			COMPARISON			
	JANUARY	YTD	PROV BUDGET	%	JANUARY	YTD	BUDGET	%	MONTH	YEAR
REVENUE	915,686	915,686	7,664,133	11.95	833,615	833,615	7,289,691	11.44	82,071	82,071
EXPENDITURE	867,459	867,459	11,843,741	7.32	1,032,523	1,032,523	11,348,012	9.10	(165,064)	(165,064)
NET EXPENDITURE	(48,227)	(48,227)	4,179,608	-1.15	198,908	198,908	4,058,321	4.90	(247,135)	(247,135)
Adjustments:										
Equipment Pool Charges Jan 2015, Feb 2016		187,216								
	<u>-48,227</u>	<u>138,989</u>	<u>4,179,608</u>	<u>3.33</u>	<u>198,908</u>	<u>198,908</u>	<u>4,058,321</u>	<u>4.90</u>		

PROGRAMS

2016

2015

JANUARY YTD PROV BUDGET % JANUARY YTD BUDGET % MONTH YEAR

AQUATICS		JANUARY	YTD	PROV BUDGET	%	JANUARY	YTD	BUDGET	%	MONTH	YEAR
REV	157,830	157,830	1,439,016	10.97	145,270	145,270	1,317,072	11.03	12,560	12,560	
EXPEND	81,980	81,980	1,052,746	7.79	74,993	74,993	938,470	7.99	6,987	6,987	
NET	75,850	75,850	386,270	19.64	70,277	70,277	378,602	18.56	5,573	5,573	

FITNESS		JANUARY	YTD	PROV BUDGET	%	JANUARY	YTD	BUDGET	%	MONTH	YEAR
REV	205,585	205,585	1,481,601	13.88	192,870	192,870	1,451,993	13.28	12,715	12,715	
EXPEND	42,915	42,915	745,832	5.75	48,466	48,466	722,707	6.71	(5,551)	(5,551)	
NET	162,670	162,670	735,769	22.11	144,404	144,404	729,286	19.80	18,266	18,266	

ARENA		JANUARY	YTD	PROV BUDGET	%	JANUARY	YTD	BUDGET	%	MONTH	YEAR
REV	114,522	114,522	691,271	16.57	106,081	106,081	695,181	15.26	8,441	8,441	
EXPEND	20,178	20,178	259,481	7.78	21,483	21,483	262,574	8.18	(1,305)	(1,305)	
NET	94,344	94,344	431,790	21.85	84,598	84,598	432,607	19.56	9,746	9,746	

COMMUNITY RECREATION		JANUARY	YTD	PROV BUDGET	%	JANUARY	YTD	BUDGET	%	MONTH	YEAR
REV	60,951	60,951	809,067	7.53	87,799	87,799	994,753	8.83	(26,848)	(26,848)	
EXPEND	46,964	46,964	958,512	4.90	58,245	58,245	1,114,108	5.23	(11,281)	(11,281)	
NET	13,987	13,987	(149,445)	-9.36	29,554	29,554	(119,355)	-24.76	(15,567)	(15,567)	

FOOD SERVICES		JANUARY	YTD	PROV BUDGET	%	JANUARY	YTD	BUDGET	%	MONTH	YEAR
REV	44,222	44,222	319,731	13.83	39,438	39,438	311,118	12.68	4,784	4,784	
EXPEND	47,432	47,432	354,365	13.39	47,231	47,231	347,414	13.60	201	201	
NET	(3,210)	(3,210)	(34,634)	9.27	(7,793)	(7,793)	(36,296)	21.47	4,583	4,583	
(Accrual Basis)				0.00				0.00		0	0

PAR 3 GOLF		JANUARY	YTD	PROV BUDGET	%	JANUARY	YTD	BUDGET	%	MONTH	YEAR
REV	133	133	191,105	0.07	267	267	184,724	0.14	(134)	(134)	
EXPEND	0	0	57,057	0.00	0	0	55,907	0.00	0	0	
NET	133	133	134,048	0.10	267	267	128,817	0.21	(134)	(134)	

PROGRAMS

2016

2015

JANUARY YTD PROV BUDGET % JANUARY YTD BUDGET % COMPARISON MONTH YEAR

PROGRAM	REV	EXPEND	NET	JANUARY	YTD	PROV BUDGET	%	JANUARY	YTD	BUDGET	%	MONTH	YEAR
TENNIS	REV	96,244		96,244		487,256	19.75	79,540	79,540	493,781	16.11	16,704	16,704
	EXPEND	20,848		20,848		230,216	9.06	20,348	20,348	248,248	8.20	500	500
	NET	75,396		75,396		257,040	29.33	59,192	59,192	245,533	24.11	16,204	16,204

PROGRAM	REV	EXPEND	NET	JANUARY	YTD	PROV BUDGET	%	JANUARY	YTD	BUDGET	%	MONTH	YEAR
SAILING	REV	0		0		25,430	0.00	0	0	5,700	0.00	0	0
	EXPEND	0		0		24,104	0.00	0	0	5,235	0.00	0	0
	NET	0		0		1,326	0.00	0	0	465	0.00	0	0

PROGRAM	REV	EXPEND	NET	JANUARY	YTD	PROV BUDGET	%	JANUARY	YTD	BUDGET	%	MONTH	YEAR
Indoor Sports Field	REV	29,406		29,406		237,332	12.39	27,349	27,349	225,667	12.12	2,057	2,057
	EXPEND	2,064		2,064		97,094	2.13	2,453	2,453	94,404	2.60	(389)	(389)
	NET	27,342		27,342		140,238	19.50	24,896	24,896	131,263	18.97	2,446	2,446

PROGRAM	REV	EXPEND	NET	JANUARY	YTD	PROV BUDGET	%	JANUARY	YTD	BUDGET	%	MONTH	YEAR
YOUTH PROGRAM	REV	1,390		1,390		47,797	2.91	1,330	1,330	31,688	4.20	60	60
	EXPEND	5,337		5,337		82,323	6.48	4,835	4,835	67,615	7.15	502	502
	NET	(3,947)		(3,947)		(34,526)	11.43	(3,505)	(3,505)	(35,927)	9.76	(442)	(442)

PROGRAM	REV	EXPEND	NET	JANUARY	YTD	PROV BUDGET	%	JANUARY	YTD	BUDGET	%	MONTH	YEAR
MONTEREY CENTRE	REV	114,899		114,899		822,760	13.97	108,070	108,070	806,023	13.41	6,829	6,829
	EXPEND	68,657		68,657		993,294	6.91	70,487	70,487	970,941	7.26	(1,830)	(1,830)
	NET	46,242		46,242		(170,534)	-27.12	37,583	37,583	(164,918)	-22.79	8,659	8,659

PROGRAM	REV	EXPEND	NET	JANUARY	YTD	PROV BUDGET	%	JANUARY	YTD	BUDGET	%	MONTH	YEAR
CULTURE	REV	0		0		12,000	0.00	0	0	10,500	0	0	0
	EXPEND	113		113		65,983	0.17	0	0	42,400	0	113	113
	NET	(113)		(113)		(53,983)	0.21	0	0	(31,900)	0	(113)	(113)

PROGRAM	REV	EXPEND	NET	JANUARY	YTD	PROV BUDGET	%	JANUARY	YTD	BUDGET	%	MONTH	YEAR
LICENSED CARE	REV	75,706		75,706		742,550	10.20	33,090	33,090	416,444	7.95	42,616	42,616
	EXPEND	43,318		43,318		581,590	7.45	29,471	29,471	351,201	8.39	13,847	13,847
	NET	32,388		32,388		160,960	20.12	3,619	3,619	65,243	5.55	28,769	28,769

PROGRAM	REV	EXPEND	NET	JANUARY	YTD	PROV BUDGET	%	JANUARY	YTD	BUDGET	%	MONTH	YEAR
TOTAL PROGRAMS	REV	900,888		900,888		7,306,916	12.33	821,104	821,104	6,944,644	11.82	79,784	79,784
	EXPEND	379,806		379,806		5,502,597	6.90	378,012	378,012	5,221,224	7.24	1,794	1,794
	NET	521,082		521,082		1,804,319	28.88	443,092	443,092	1,723,420	25.71	77,990	77,990

2016

2015

	ADMINISTRATION				COMPARISON					
	JANUARY	YTD	PROV BUDGET	%	JANUARY	YTD	BUDGET	%	MONTH	YEAR
ADMIN	3,530	3,530	34,000	10.38	2,747	2,747	31,384	8.75	783	783
PARKS AND REC ADMIN	0	0	20,160	0.00	0	0	20,160	0.00	0	0
ACCOUNTS	168	168	20,300	0.83	356	356	27,600	1.29	(188)	(188)
TOTAL REVENUE	3,698	3,698	74,460	4.97	3,103	3,103	79,144	3.92	595	595
ACCOUNTING	37,054	37,054	497,859	7.44	42,019	42,019	483,429	8.69	(4,965)	(4,965)
PARKS & RECREATION	85,396	85,396	666,500	12.81	83,014	83,014	631,760	13.14	2,382	2,382
RECREATION CENTRE	80,935	80,935	845,380	9.57	79,287	79,287	819,520	9.67	1,648	1,648
TOTAL EXPENDITURE	203,385	203,385	2,009,739	10.12	204,320	204,320	1,934,709	10.56	(935)	(935)
NET ADMINISTRATION	199,687	199,687	1,935,279	10.32	201,217	201,217	1,855,565	10.84	(1,530)	(1,530)
MAINTENANCE	0	0	0	#DIV/0!	0	0	0	#DIV/0!	0	0
MAINTENANCE RECOVERIES	15,184	15,184	192,632	7.88	13,704	13,704	193,920	7.07	1,480	1,480
HENDERSON CENTRE	28,096	28,096	200,184	14.04	0	0	0	#DIV/0!	28,096	28,096
NLC	97,906	97,906	1,496,979	6.54	115,125	115,125	1,598,323	7.20	(17,219)	(17,219)
RECREATION CENTRE	18,459	18,459	242,989	7.60	17,766	17,766	241,443	7.36	693	693
MONTEREY CENTRE	10,354	10,354	170,929	6.06	5,930	5,930	168,812	3.51	4,424	4,424
TENNIS PLACE	169,999	169,999	2,303,713	7.38	152,525	152,525	2,202,498	6.93	17,474	17,474
NET MAINTENANCE	169,999	169,999	2,303,713	7.38	152,525	152,525	2,202,498	6.93	17,474	17,474
PARKS	0	0	175,554	0.00	0	0	172,236	0.00	0	0
BOULEVARD TAX REVENUE	0	0	0	#DIV/0!	0	0	0	#DIV/0!	0	0
INVASIVE SPECIES	11,100	11,100	106,370	10.44	9,408	9,408	92,892	10.13	1,692	1,692
MISC. REVENUE	11,100	11,100	281,924	3.94	9,408	9,408	265,128	3.55	1,692	1,692
TOTAL REVENUE	11,100	11,100	281,924	3.94	9,408	9,408	265,128	3.55	1,692	1,692
EXPENDITURES:										
BOULEVARDS	7,361	7,361	252,406	2.92	31,966	31,966	246,368	12.97	(24,605)	(24,605)
LAWN BOWLING	0	0	21,886	0.00	499	499	21,427	2.33	(499)	(499)
LEAF CLEARING	3,517	3,517	30,033	11.71	3,855	3,855	29,444	13.09	(338)	(338)
PAR 3 GOLF	1,590	1,590	150,237	1.06	22,870	22,870	147,589	15.50	(21,280)	(21,280)
PUBLIC WORKS	657	657	20,310	3.23	0	0	20,000	0.00	657	657
PARKS & PLAYGROUNDS	45,756	45,756	509,786	8.98	83,889	83,889	499,224	16.80	(38,133)	(38,133)
INVASIVE SPECIES	0	0	18,569	0.00	0	0	18,159	0.00	0	0
TREE PRUNING	28,035	28,035	319,824	8.77	58,426	58,426	317,003	18.43	(30,391)	(30,391)
TREE DONATIONS	0	0	2,500	0.00	0	0	2,500	0.00	0	0
SMALL BUILDINGS	10,385	10,385	183,041	5.67	17,186	17,186	179,163	9.59	(6,801)	(6,801)
LAWNS AND GARDENS	12,259	12,259	312,012	3.93	41,813	41,813	305,542	13.68	(29,554)	(29,554)
FIELDS	4,093	4,093	180,111	2.27	36,683	36,683	176,852	20.74	(32,590)	(32,590)
BENCH DONATION	0	0	5,500	0.00	0	0	5,500	0.00	0	0
BENCH REFURBISHMENT	340	340	14,722	2.31	0	0	14,400	0.00	340	340
TOTAL PARKS EXPEND	113,993	113,993	2,020,937	5.64	297,187	297,187	1,983,171	14.99	(183,194)	(183,194)
NET PARKS EXPEND	102,893	102,893	1,739,013	5.92	287,779	287,779	1,718,043	16.75	(184,886)	(184,886)

SERVICE CONTRACTS

2016

2015

LIBRARY	2016				2015				COMPARISON	
	JANUARY	YTD	PROV BUDGET	%	JANUARY	YTD	BUDGET	%	MONTH	YEAR
REV	0	0	833	0.00	0	0	775	0.00	0	0
EXPEND	276	276	6,755	4.09	479	479	6,410	7.47	(203)	(203)
NET	(276)	(276)	(5,922)	4.86	(479)	(479)	(5,635)	8.50	203	203